
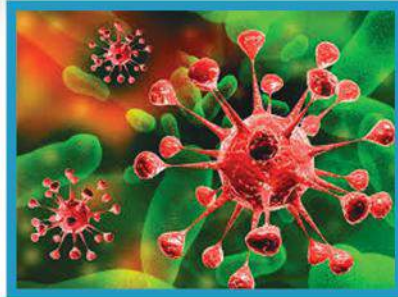


**ACHARYA HARIHAR
REGIONAL CANCER CENTRE**
CUTTACK, ODISHA



**ANNUAL REPORT
2017-18**





ACHARYA HARIHAR REGIONAL CANCER CENTRE

ANNUAL REPORT 2017-18



SERVICES AVAILABLE IN AHRCC, CUTTACK

1. Radiation through advanced Radiotherapy machines like LINEAR Accelerator and CT Simulator.
2. Free supply of anti-cancer Drugs through NIRAMAYA.
3. For economically weaker section, the treatment is being rendered free through various insurance schemes like BKKY & RSBY.
4. Poor patients who do not have insurance, the treatment is being rendered free through OSTF & CMRF scheme.
5. All advanced cancer surgeries except thoracic and Neuro surgery are being done by expert team.
6. All blood investigations required for treatment of patients are being done.
7. Cytology and Histo-pathology tests are being done.
8. Free diet to all Indoor patients.
9. AAHAR Centre for patient attendants inside the premises of AHRCC.
10. Ten bedded Day Care centre for chemotherapy is in full operation.
11. 24 hours emergency services.
12. Pain & Palliative Care unit is in operation by specialist doctor six days a week.
13. Psychiatric counseling is being rendered once in a week in Pain & Palliative Care area.
14. Free diagnosis through NIDAN Scheme of Govt. of Odisha.

□□□



TABLE OF CONTENTS

<u>NO.</u>	<u>DEPARTMENT/DIVISION</u>	<u>PAGE</u>
I.	Governing Body	5
II.	Executive Committee	5
III.	Aims & Objectives of the Centre	6
IV.	From the Desk of the Director	7
V.	AHRCC at a Glance	8
VI.	Major Activities	9
Vii.	Comparative Patient Data	11
A.	Departments	16
	- Anesthesiology	16
	- Dental	18
	- Gynaecologic Oncology	19
	- Head & Neck Oncology	22
	- Medical Oncology	23
	- Medical Physics	24
	- Pathology	25
	- Radiodiagnosis	27
	- Radiation Oncology	27
	- Surgical Oncology	28
B.	Research Activities	31
	- Publications	31
	- Institutional Ethics Committee	34
	- HBCR - POCSS	37
	- National Cancer Grid	37
C.	Gallery	38
D.	List of Major Equipments	45
E.	Audited Statement	48







I. GOVERNING BODY

Members of the Governing Body

1. Hon'ble Minister, Health & Family Welfare, Odisha	Chairman
2. Secretary to Govt. of Odisha, Health & Family Welfare	Vice-Chairman
3. Secretary to Govt. of Odisha, Finance Dept	Member
4. Secretary to Govt. of Odisha, Planning & Co-ordination Dept.	Member
5. Joint Secretary, Ministry of Health & FW Dept, Govt. of India	Member
6. Joint Secretary (FA), Ministry of Health & FW Dept, Govt. of India	Member
7. Director General Health Services, Govt. of India	Member
8. TMission Director, NHM Odisha	Member
9. Director of Health Services, Odisha	Member
10. Director of Medical Education & Training, Odisha	Member
11. Principal, SCB Medical College, Cuttack	Member
12. Collector & District Magistrate, Cuttack	Member
13. State Nodal Officer, NCD Cell, Odisha	Member

Persons of outstanding scientific & Professional achievements

14. Prof. Dr. G. K. Rath, Chief IRCH, AIIMS, New Delhi.	Member
15. Prof. K. B. Das, Ex-DMET Odisha & Ex-Director, AHRCC, Cuttack	Member
16. Prof. Padmalaya Devi, Superintendent, AHRCC, Cuttack	Member
17. Prof. Dr. Dillip Kumar Parida, Prof. & HOD Radiotherapy, AIIMS, Bhubaneswar	Member

Public Representatives

18. Sri Bhatruhari Mahatab, Hon'ble MP, Cuttack.	Member
19. Sri Pravat Ranjan Biswal, Hon'ble MLA, Choudwar-Cuttack	Member
20. Sri Debasis Samantray, Hon'ble MLA, Barabati-Cuttack.	Member
21. Mayor, CMC, Cuttack.	Member
22. Director, AHRCC, Cuttack	Member & Convenor



II. EXECUTIVE COMMITTEE

Members of the Executive Committee

1. Secretary, Health & F.W. Dept., Govt. of Odisha	Chairman
2. Secretary, Finance Dept. Govt. of Odisha	Member
3. Secretary, Planning & Co-ordination Dept., Govt. of Odisha, Bhubaneswar	Member
4. F.A.-cum-Addl. Secretary, Health & F.W. Dept., Govt. of Odisha	Member
5. DMET Odisha, Bhubaneswar	Member
6. Principal, SCB Medical College, Cuttack.	Member
7. Director, AHRCC, Cuttack	Member & Convenor





III. AIMS AND OBJECTIVES

1. To undertake basic, applied and statistical research in various specialties of oncology.
2. Generation of technical and scientific man-power in collaboration with other Medical Colleges of the State.
 - ♦ To organize and conduct under-graduate, post-graduate and doctoral training courses for medical personnel.
 - ♦ To organize and conduct PG & doctoral courses in Radiation Physics, Immunology, Bio-Chemistry, Radiation Pathology, Radio-Biology, Cyto-Genetics, Cell-Biology, Molecular Biology and Cancer Epidemiology.
 - ♦ To organize paramedical courses in Laboratory science, Nuclear Medicine, Radiotherapy, Radio diagnosis, Cytology, Nursing and Cancer epidemiology.
 - ♦ To train medical professionals in Oncology.
3. To provide modern and advanced clinical services to cancer patients in collaboration with the Medical Colleges of the state.
4. To institute professorship, readership, fellowship and other teaching & research positions for the above purposes.
5. To design preventive services for the General Health Care Delivery System for extension to other areas.
6. To conduct lectures, seminars, study groups, workshops, conferences on problems related to cancer.
7. To organize hospital based tumor-registry on modern lines.
8. To institute and maintain an up-to-date library, related to various specialties of cancer.
9. To publish research papers, treatises, books and periodicals & other literatures relating to various specialties of cancer.
10. To work in collaboration with other medical institutions, Health Service Departments, other Universities, aid agencies and institutions of repute and to co-ordinate with other societies in the pursuit of any of the above objects.
11. To perform all such acts as may be necessary or appropriate or incidental for achievement of any or all of the above objects.

□ □ □



IV. FROM THE DESK OF DIRECTOR



2017-18 has been a landmark year in the history of AHRCC in many ways. The centre was recognised by MCI; two M.Ch. seats in surgical oncology & two seats in gynaecologic oncology were approved. The first batch of students joined in September 2017. Similarly the DMLT course was also started & 20 students enrolled. The first batch of interns in medical physics completed successfully. On diagnostic front CT scan on regular basis started in the CT simulator machine on appointment of a regular radiologist. The cobalt source of Bhabatron Teletherapy machine was replaced for optimal utilisation of the machine. The new drug ware house was inaugurated by hon'ble minister & chairman. Similarly a telemedicine centre was also inaugurated and connectivity created with district chemotherapy centres. Digitalisation of hospital records started.

Besides all the above developmental work, there has been tremendous increase in the workload in the clinical work. The OPD foot fall, surgical work, pathologic investigations increased by more than 50 percent as compared to the last year. The emergency services and pain & palliative service are running in full swing and established their credibility.

AHRCC is actively engaged in the community service in the form of cancer education and early cancer detection camps in the state. We have organised 10 camps in this year.

We are perusing the developmental activities with full vigour & energy. The support from the government is phenomenal. We are receiving encouragement & support from all quarters. At this pace, the centre will soon become a strong force in the management of cancer in the country.

I foresee a very bright future of the centre.

Dr. L. Sarangi
Director

Contact : 0671-2304264
E-mail : ahrccdiretor@gmail.com



V. AHRCC AT A GLANCE

Name & Address of the Institute	: ACHARYA HARIHAR REGIONAL CANCER CENTRE Manglabag, Cuttack-753 007, Odisha. Tel: 0671-2304 264, Fax: 0671-2304 683 e-mail: ahrccddirector@gmail.com
Director	: Dr. Lalatendu Sarangi
Dean & Principal	: Prof. Niranjana Rout
Superintendent	: Prof. Padmalya Devi
Administrative Officer	: Dr. Rudra Narayan Dash (OAS)
Accounts Officer	: Mr. Biswa Mohan Mishra (OFS)
Store Medical Officer (I/C)	: Dr. Satyabrata Sahoo
Senior Hospital Manager , NHM	: Dr. Jyotish Chandra Mohanty
Status of A Regional Cancer Centre	: Since 02-February-1981
Status of The Institution/ Ownership:	: A state-autonomous body supported by the Govt. of Odisha since 24-April-1984 (Registered under societies of Registration act. 1860 vide Registration No. 18921/4 of 1984-85 dated 24.04.1984)
Bed-Strength	: 281
Districts & Regions Covered By the RCC	: 30 districts of the state of Odisha and some parts of neighboring states.
Major Sources of Funding	: Govt. of Odisha grants-in-aid. Govt. of India grants-in-aid. Users' fee collected from patients.
Treatment Assistance Schemes	: Orissa State Relief Fund(OSTF), Biju Krushak Kalyan Yojana(BKKY), Rastriya Swasthya Bima Yojana (RSBY), Chief Minister Relief Fund(CMRF),
Patient Registration	: A unique registration number is provided to all new cancer patients.
Cancer Registry System	: Hospital Based Cancer Registry project by National Cancer Registry Programme.





VI. MAJOR ACTIVITIES

HEALTH MINISTER'S VISIT TO AHRCC



Governing Body Meeting



Inauguration of Drug Ware House



Inauguration of Telemedicine Centre



Administration of Chemotherapy Training to DHH Staff Nurses



Inauguration of cold drinking water by Sri Debasish Samantaray, MLA



Welcome Meeting for DMLT students



Cancer Detection Camp by AHRCC



World No Tobacco Day



Republic Day at AHRCC



Independence Day at AHRCC



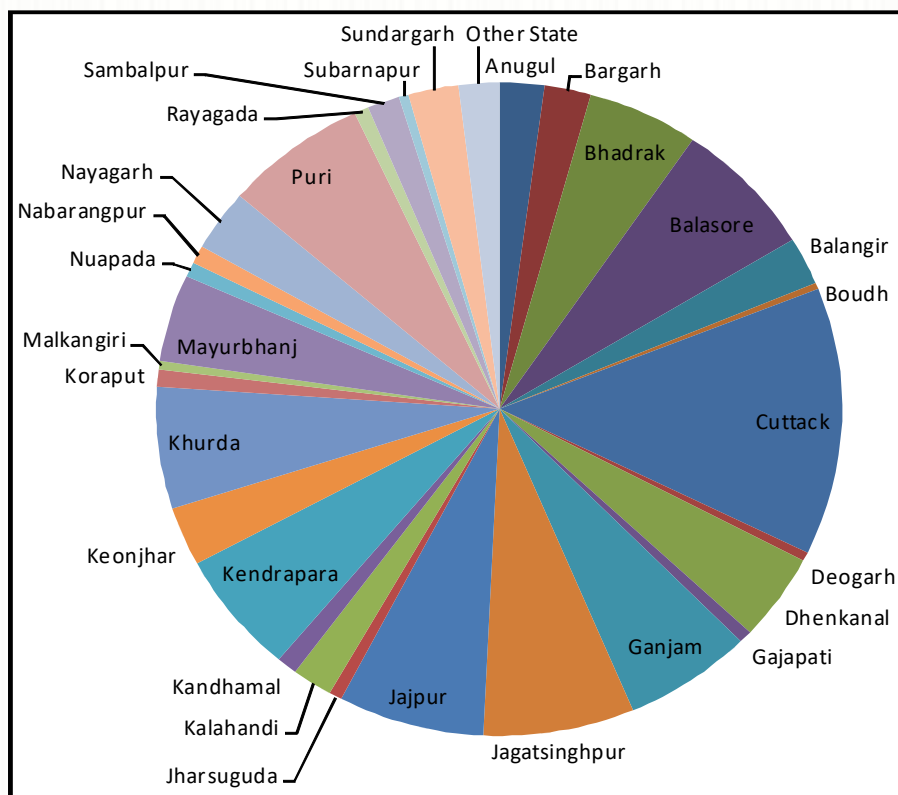
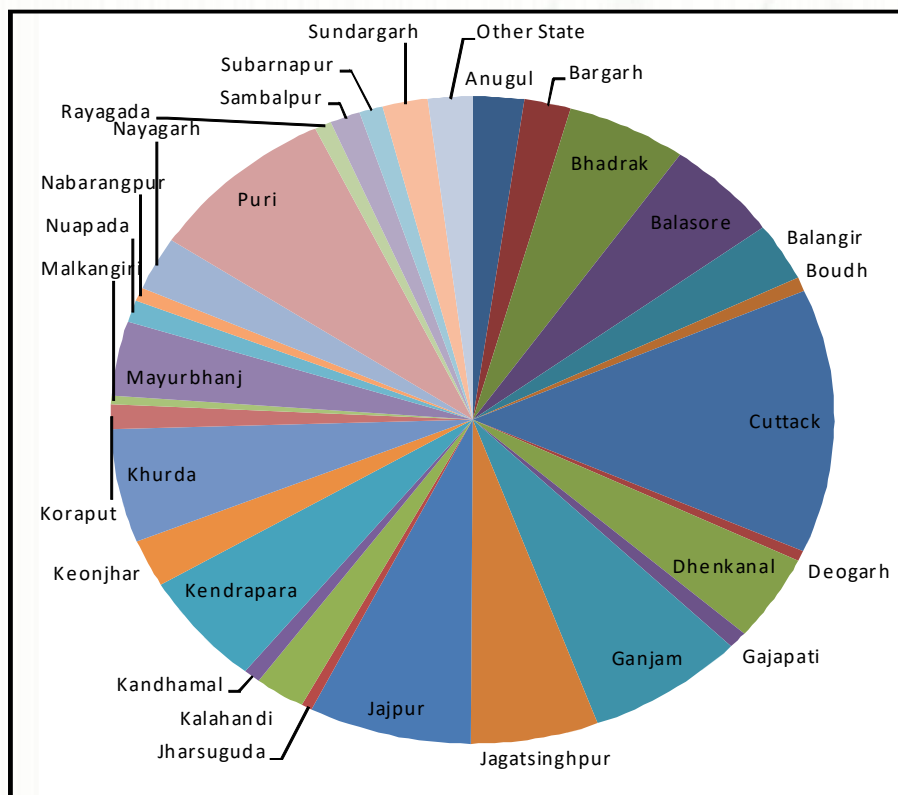
VII. COMPARATIVE PATIENT DATA

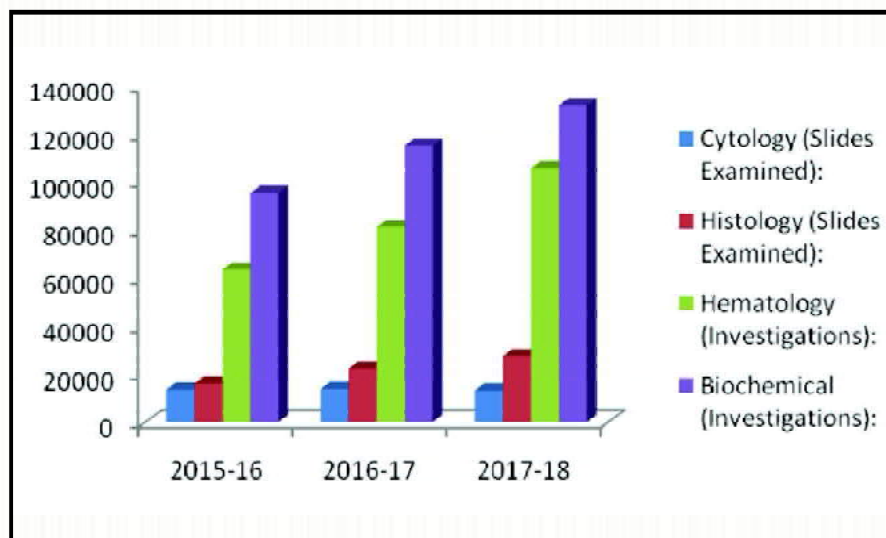
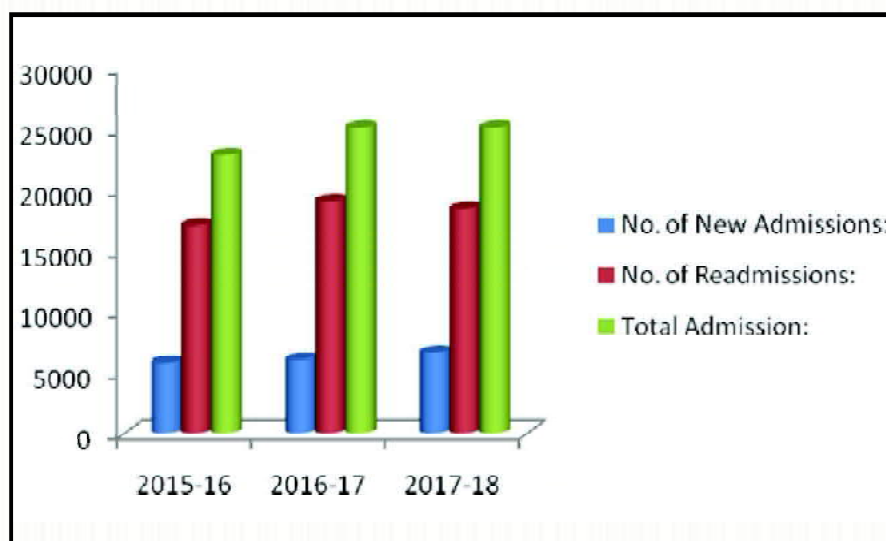
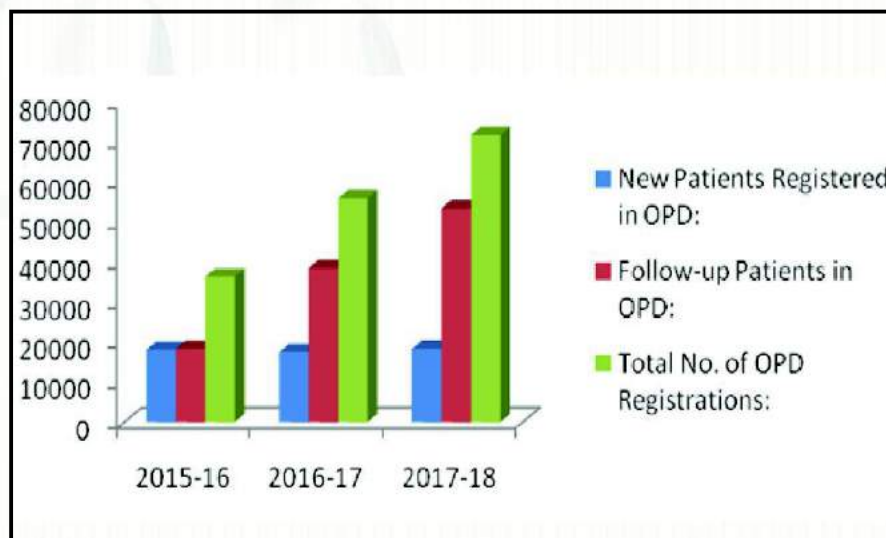
Particulars	2015-16	2016-17	2017-18
New Patients Registered in OPD:	18163	17534	18403
Follow-up Patients in OPD:	18298	38594	53522
Total No. of OPD Registrations:	36461	56128	71925
24hr. Emergency Services:	255	1371	3878
No. of New Admissions:	5769	6032	6647
No. of Readmissions:	17065	19061	18451
Total Admission:	22834	25093	25098
In-patient census:	163557	150057	145036
Daily In-patient census:	447	411	397
No. of Discharge:	21535	21698	19316
Hospital Death:	502	512	536
Blood/ Blood component census:	1754	8379	8358
Cytology (Slides Examined):	13860	14075	13511
Histology (Slides Examined):	16249	22461	27582
Hematology (Investigations):	63755	81349	105804
Biochemical (Investigations):	95555	115321	131979
Total Pathological Investigations:	189419	233206	278876
Ultrasonogram:	2519	1078	1161
X-Ray:	–	2812	5008
CT-Scan:	–	--	1036
Dental Procedures:	296	306	272
OPD Procedures (Biopsy):	1568	1681	1969
Minor OT Procedures:	483	793	921
Major OT Procedures:	1188	1596	1810
Total OT Procedures:	1671	2389	2731
Patients in Recovery Room:	651	1663	1892
Pain & Palliative Care:	3013	6115	10793
Chemotherapy in Day Care Unit:	6996	10042	10275
Planning in Telecobalt:	2850	2085	2367
Fractions Delivered in Brachytherapy:	1321	1143	1129
Treatment in LINAC:	125	1160	1322
CT Simulation:	259	1230	1346
Odisha State Treatment Fund:	1834	1048	1155
Biju Krushak Kalyan Yojana:	4904	3564	3064
Rashtriya Swasthya Bima Yojana:	407	577	351
Counseling by NCD Counselor:	4514	5156	4563

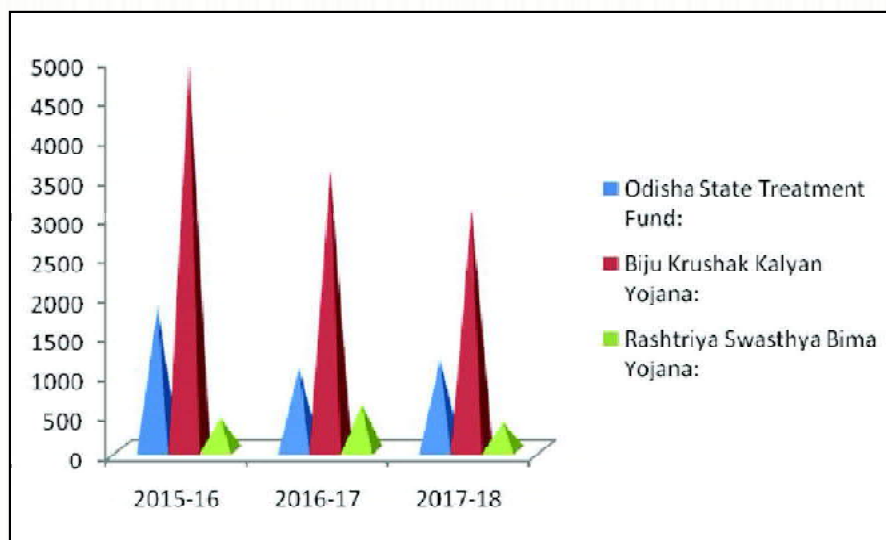
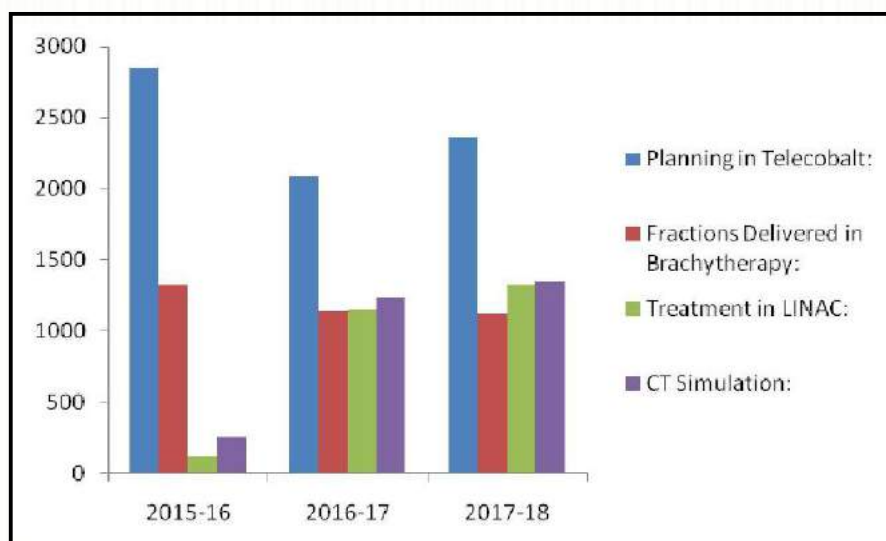
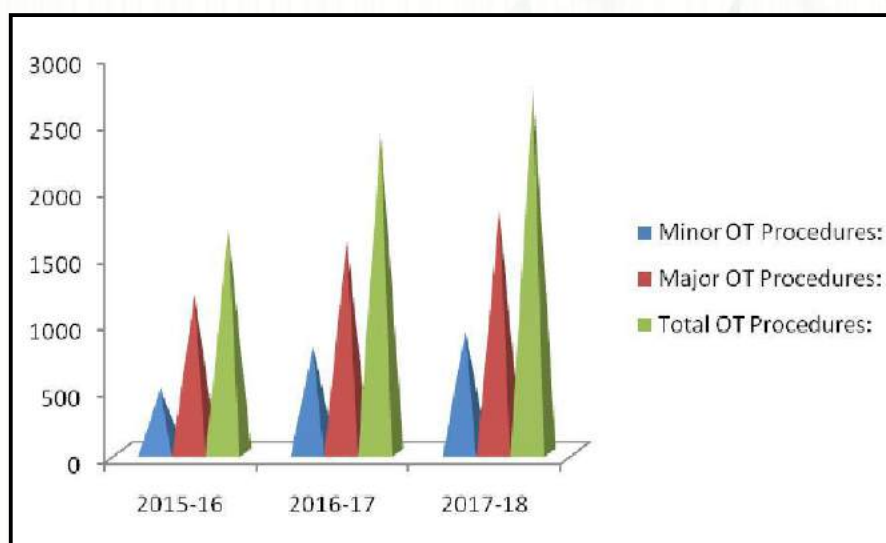


DISTRICT DISTRIBUTION OF CASES (NEW ADMISSIONS) AT AHRCC

District	Male	Female	Total	Percentage
Anugul	68	77	145	2.18
Bargarh	61	82	143	2.15
Bhadrak	159	193	352	5.30
Balasore	151	250	401	6.03
Balangir	87	86	173	2.60
Boudh	20	12	32	0.48
Cuttack	390	488	878	13.21
Deogarh	15	15	30	0.45
Dhenkanal	128	159	287	4.32
Gajapati	25	22	47	0.71
Ganjam	208	224	432	6.50
Jagatsinghpur	169	263	432	6.50
Jajpur	215	253	468	7.04
Jharsuguda	14	22	36	0.54
Kalahandi	67	71	138	2.08
Kandhamal	22	35	57	0.86
Kendrapara	168	224	392	5.90
Keonjhar	70	106	176	2.65
Khurda	167	223	390	5.87
Koraput	37	32	69	1.04
Malkangiri	12	15	27	0.41
Mayurbhanj	110	159	269	4.05
Nuapada	32	27	59	0.89
Nabarangpur	20	32	52	0.78
Nayagarh	80	112	192	2.89
Puri	250	249	499	7.51
Rayagada	22	24	46	0.69
Sambalpur	40	56	96	1.44
Subarnapur	32	17	49	0.74
Sundargarh	59	87	146	2.20
Other State	61	73	134	2.02
TOTAL	2959	3688	6647	100.00









DEPARTMENTS

ANESTHESIOLOGY

This Department caters the need of the departments conducting surgical procedures in addition to the preparative, intra-operative, post-operative anesthesia, respiratory and recovery room care. The department also provides services to (a) the Radiation Oncology department for treatment of pediatric and uncooperative patients, (b) the Medical Oncology department during intrathecal administration of chemotherapeutic agents.

Professor & Head

Dr. Rekha Das, MD

Associate Professor

Dr. Sumita Mohanty, MD

Assistant Professor

Dr. Rajat Kumar Das, MD

Dr. Janki Janka, MD

Dr. Sunita Mishra, MD

Dr. Aratiparava Sahoo, MD

Dr. Pragyandanda Das, MD

Dr. Shyam Surat Sahoo, MD

CLINICAL ACTIVITIES

Details of Work Done	Number
Pre Anesthetic Checkup	2380
Regional Anesthesia	419
General Anesthesia	1391
Intravenous Anesthesia	112
Miscellaneous (IT Chemotherapy guide, RT insertion, vascular access, sedation for Radiotherapy and bed side resuscitation)	440
Post Operative Ward	1892

DEPARTMENTAL ACTIVITIES

- Prof. R. Das was Examiner for M.D Anaesthesia Examination at R. G. Kar Medical College, Kolkata from 19th-20th June 2017
- Dr. S. Mohanty was Faculty for Contact session of "IAPC Certificate Course in Palliative Care" at Bokaro General Hospital on 3rd June 2017
- Dr. S. Mohanty was invited speaker for the symposium on "Pain Palliative Care & Narcotic regulation" organized at Central Railway Hospital, BBSR on 23rd June 2017, Sponsored by Russan
- Prof. R. Das was invited speaker in CME of Annual Conference of RSACP (Research society of anaesthesiology and clinical pharmacology) on 'Neurocritical Care' at Kanpur on 16th September 2017 and elected National Governing Council Member of RSACP
- Prof. R. Das was Editor of Annual Conference of ISACON Odisha at Berhampur in September 2017
- Dr. S. Mohanty & Dr. R. K. Das conducted IAPC Certificate Course in Palliative Care for the Doctors & Nurses on 24th September 2017
- Prof. R. Das was invited faculty for ISA East Zone PG Assembly at AIIMS BBSR from 16th-17th October 2017 as a Speaker on Periop Blood Transfusion, panellist on Management of Polytrauma and chaired two sessions on Practical Session for Short Case
- Prof. R. Das was invited faculty for ISACON East Zone Conference at



Jamshedpur on 14th. October 2017, CME Speaker on 'Anaesthesia in Day Care Surgery' and Judge of TN Jha Memorial Award Paper Competition

- Prof. R. Das was invited faculty for ISCCM East Zone at Ranchi on 29th October 2017 on Pros & Cons session-Macro Vs Micro Vascular Targets for Septic Shock
- Dr. S. Mohanty delivered Guest Lecture on 'ERAS - Protocol' at ISACON East Zone conference, Jamshedpur on 14th October 2017.
- Prof. R. Das attended ISACON (65th Annual Conf of ISA 2017) at Kolkata as CME Speaker on "Monitoring in Bariatric Surgery" and the same was published in book 'Anaesthesia Update 2017', was the reviewer of the CME papers of ISACON 2017, attended the Editorial meeting of "Indian Journal of Anaesthesia" meeting as a Reviewer and 'awarded for meritorious work' and was the Invited Judge for 'Poster Session' and 'KOPS Award' in November 2017
- Dr. S. Mohanty was Invited Faculty in Contact session of IAPC Certificate Course at AIIMS, BBSR on topic "Respiratory symptoms on Palliative Care" on 4th November 2017.
- Dr. S. Mohanty attended ICC 2017 at Bengaluru and chaired a session on Alternative routes of administration of opioids 12th November 2017
- Dr. S. Mohanty was guest speaker on Role of Hospice Care in India present scenario & future at ISACON 2017, Kolkatta on 28th November 2017 and presented E-poster on Comparison of incidence of PONV by intra operative use of Medical air & N2o in Breast Surgeries under GA
- Prof. R. Das was faculty in FCCS course organised by ISCCM BBSR in AMRI Hospital from 10th - 11th February 2018 and appeared the FCCS Trainers Course Examination
- Prof. R. Das organised FCCN Course of ISCCM at SMH Cuttack on 25th February 2018
- Dr. S. Mohanty attended International conference of Palliative Care at AIIMS, Delhi from 22nd - 25th February 2018 and delivered a guest lecture on Occupational Therapy in Palliative & hospice Care improving ADL & self esteem, was co-ordinator for the poster walk and re-elected as Central Council member IAPC East Zone
- Dr. S. Mishra was a faculty in Haemodynamic Monitoring Skill Station in FCCN Course of ISCCM at Shanti Memorial Hospital Cuttack on 25th February 2018
- Prof. R. Das attended the CRITICARE 2018 at Varanasi and presented paper on Glutamine as Immuno-nutrition in ICU patients awarded 2nd prize in March 2018
- Prof R. Das & Dr. S. Mohanty attended senior citizen meeting at PMC, Cuttack and addressed the crowd on Advanced directive or Living will on 18th March 2018
- Dr. S. Mohanty & Dr. J. Janka attended the AROICON held on 24th March 2018 at Puri



- All faculty members conducted the Gynaec Laparoscopic workshop held in Mahapatra Hospital at Cuttack on 25th March 2018
- Prof. R. Das was Invited Speaker on Management of Raised ICP in Annual Critical Care CME of ISCCM, BBSR Branch held at Apollo Hospital, BBSR 29th July 2017
- Dr. S. Mohanty was faculty for contact session of IAPC Certificate Course on 1st July 2017 at AIIMS, BBSR and delivered lecture on Nursing issues in Palliative Care and Respiratory Symptoms Care in Palliative Care
- Dr. S. Mohanty conducted Contact session for IAPC Certificate Course in Palliative Care for Doctors and Nurses from 8th-9th July 2017 at AHRCC.
- Dr. R. K. Das was faculty & delivered Lecture on GI symptoms in Palliative Care in Contact Session at AHRCC on 8th July 2017

PAIN & PALLIATIVE CARE

It is the State Nodal Centre for palliative care activity and morphine availability. It provides palliative care services like pain relief, symptom relief to all inpatients and out patients needing such services. The clinic regularly organizes IAPC training programme through contact session and conducts IAPC certificate exams twice a year.

Senior Medical Officer

Dr. Devasis Acharya, MD(Oncology)
MBA, UICC Fellow, Pain Palliative Care & Rehabilitation Medicine

CLINICAL ACTIVITIES

Details of Work Done	Number
Consultation	10793
Admission	722
Morphine Distribution	
Morphine (Tabs) 10 mg	100120
Morphine (Tabs) 30 mg	23210
Buprenorphine (Patch) - 05mcg	29
Injection Morphine - (10mg)	172

DENTAL

Oral cancer is one of the common cancers in our country, which is attributed mainly to different forms of tobacco consumption, poor oral and dental hygiene. The dental department serves the patients by way of diagnosis, oral health education, dental consultation and treatment.

Facilities Available:

- Routine dental procedures (extraction, restoration, grinding, scaling, prosthesis)
- Intra-oral injection for Oral Sub mucous Fibrosis.
- Jaw retraction for trismus.

Head of the Department (I/C)

Prof. Padmalaya Devi, MS

Assistant Dental Surgeon

Dr. Namrata Panda, BDS

CLINICAL ACTIVITIES

Details of Work Done	Number
OPD (New & Follow up)	1692
Dental Procedures	272



DEPARTMENTAL ACTIVITY

- Dr. N. Panda participated in ORAL HEALTH MONTH programme organised by Colgate in association with IDA in November 2017

GYNAECOLOGIC ONCOLOGY

Amongst the common cancers in India the two preventable and potentially curable cancers are Oral Cavity and Uterine Cervix Cancer. Uterine Cervix cancer ranks the second position in terms of incidence all over the country. Dept. of Gynecological Oncology deals with female cancer patients for prevention, palliation, early diagnosis and prompt adequate treatment. Departmental library has with more than 100 books and periodicals for education and research purpose. M.Ch in Gynecologic Oncology is being studied from 2017. The main activities of this department are:

- Diagnosis and treatment of malignant cases of female genital tract.
- Diagnosis of Gynecological premalignant lesions and its proper treatment.
- Routine screening of female population for early diagnosis of cancer cervix amongst the patients attending the outdoor of the centre.
- Assisting in Mobile Cancer Detection Camps for screening of patients.
- Training of Post-graduate students, in-service doctors and Para-medical workers.
- Training in gynecologic oncology of post-PG faculties.

For diagnosis purpose cervical pap-smear-study seems beneficial in most of the cases. Besides these cervical Biopsies, endocervical curettage and endometrial

histopathological studies and colposcopy are being done in suspected cases. After final diagnosis proper treatment plan is made and executed.

Professor & Head

Dr. Sushil Kumar Giri, MD, FICOG

Associate Professor

Dr. Jita Parija, MD, FICOG

Dr. Bhagyalaxmi Nayak, MD, FICOG, Ph.D

Assistant Professor

Dr. Janmejaya Mohapatra, MD, FICOG

Dr. Manoranjan Mohapatra, MD, FICOG

Dr. Ashok Ku. Padhy, MD, FIGO

Senior Resident

Dr. Smrutisudha Pattnaik, MD

Dr. Deepika Das, MD

M.Ch.

Dr. Rohini, MS

Dr. Nagavalu Vasundhara, MS

CLINICAL ACTIVITIES

Details of Work Done	Number		
	New	Follow-up	Total
OPD	2525	4111	6636
Ca Cervix	1139	1125	2264
Ca Ovary	665	1082	1747
Ca Endometrium	212	235	447
Ca Vulva	55	84	139
Ca Gestational trophoblastic disease	28	86	114
Ca Vagina	22	15	37
Ca Breast & Stomach			331
Benign & Other			1482
Inappropriate Hysterectomy			75
Admission (New & Readmission)			641
Cytology			1632
Biopsy			697
Major Surgeries			470
Minor Surgeries			131



DEPARTMENTAL ACTIVITY

- Prof. S. K. Giri delivered lecture on Tips & Tricks of Gyn oncosurgery at IMA in June 2017
- Prof. S. K. Giri was MCH Examiner - TMH, KMIO, St Johns in July 2017
- Prof. S. K. Giri was Organising Chairperson in International Gynaecologic Oncology Conference from 11th - 13th August 2017
- Prof. S. K. Giri delivered Video Presentation Radical Vulvectomy :- Tips & Tricks in AOGIN, Lucknow in September 2017
- Prof. S. K. Giri delivered Keynote Address in AGOICON as Chairperson at TMH Mumbai and was panelist in Management of Endometrial Carcinoma in October 2017
- Prof. S. K. Giri delivered Video Presentation - Pelvic spaces and was Moderator in GTN Advances in Vulval Cancer surgery at AGOI Bihar Chapter Patna in October 2017
- Prof. S. K. Giri attended ICC, Bangalore as Chairperson on Yearly Review Ca Ovary in November 2017
- Prof. S. K. Giri was MCh examiner at TMH in December 2017
- Prof. S. K. Giri was Chairperson in Video demonstration- lap radical hysterectomy, Speaker Pre invasive lesions of endometrium and Chairperson in obgyn procedures simplified sessions at AICOG Bhubaneswar January 2018
- Prof. S. K. Giri, Dr. B. L. Nayak participated in cancer screening camps organised in association with AAI at Saliasahi, BBSR in February 2018
- Prof. S. K. Giri was Speaker at IMA conference, Koraput in February 2018
- Prof. S. K. Giri was BOGS -Orator and Chief Guest on 17th March 2018
- Prof. S. K. Giri organised & conducted quiz in CME on Eradication of Cancer Cervix at JDM hall on 11th March 2018
- Dr. J. Parija presented Case report in IJGO in June 2017
- Dr. J. Parija was Chairperson Scientific Committee in International Gynaecologic Oncology Conference from 11th - 13th August 2017
- Dr. J. Parija & Dr. J. J. Mohapatra, Dr. M. Mahapatra were Chairperson at AGOICON, TMH, Mumbai in Training cum Workshop & Lap suturing from 10th -11th October 2017
- Prof. S. K. Giri, Dr. J. Parija, Dr. B. L. Nayak, Dr. J. J. Mohapatra attended Cervical Cancer Awareness programme at Kargil slum, Bhubaneswar in 19th November, 10th & 24th December 2017
- Dr. J. Parija was Chairperson in AICOG in Preinvasive lesions: pre emptying malignancy, CME on cervical cancer prevention and Speaker: Germ Cell Tumors of ovary: recent guidelines in January 2018
- Dr. J. Parija participated in International Conference endoworld- Live Endoscopic Surgery Workshop And Conference in Aurangabad from 23rd February-25th February 2018
- Dr. J. Parija was faculty in CME on Eradication of Cancer Cervix at JDM hall on 11th March 2018



- Dr. B. L. Nayak was faculty in Expert Group Meeting on cervical cancer screening, management and HPV vaccination at AIIMS, New Delhi on 31st May 2017
- Dr. B. L. Nayak was faculty in AMASI Training Programme on 24th June 2017 at SCB Medical College on Pelvic Anatomy
- Dr. B. L. Nayak was faculty in Certificate course of Palliative care 1st July at AIIMS and 9th July 2017 at AHRCC
- Dr. B. L. Nayak & Dr. J. J. Mohapatra were Organising secretary in International Gynaecologic Oncology Conference from 11th - 13th August 2017 at Bhubaneswar
- Dr. B. L. Nayak attended as speaker in AOGIN, Lucknow on Communicating Risks of screening in September 2017
- Dr. B. L. Nayak delivered Video presentation on Radical Vulvectomy and was Moderator in panel on Oncofertility at AGOICON, TMH, Mumbai in October 2017
- Dr. B. L. Nayak was panelist in Recurrent Ca Ovary at ICC, Bangalore from 11th - 12th November 2017
- Dr. B. L. Nayak organised Awareness Programme among Muslim Community, Cuttack in Menopause on 22nd November 2017
- Dr. B. L. Nayak attended International Conference on Critical Care in Obstetrics as speaker on Critical conditions in GTN at Patna from 16th - 17th December 2017
- Dr. B. L. Nayak attended Cancer detection Camp at Nischintakoili on 3rd December 2017
- Dr. B. L. Nayak was faculty in Pratishruti workshop on cancer cervix at Bokaro on 7th January 2018
- Dr. B. L. Nayak was Joint Organising Secretary AICOG 2018 in January 2018
- Dr. B. L. Nayak delivered Guest Lecture on Oncofertility at AICOG 2018 in January 2018
- Dr. B. L. Nayak Elected as Chairperson, Oncology Committee, FOGSI in January 2018
- Dr. B. L. Nayak was panelist in Prevention of gynaec cancers at FOGSI for Fraternity Conclave, Varanasi on 4th February 2018
- Dr. B. L. Nayak was speaker on Optimising colposcopy report in ISCCP Bangalore on 9th March 2018
- Dr. B. L. Nayak conducting a DST project on Understanding the biology of Bacterial Vaginosis and its correlation with cervical cancer
- Dr. B. L. Nayak was Co-guide of PG thesis on Role of pten in endometrial carcinoma and Role of VEGF in Epithelial ovarian Neoplasms under Utkal University
- Dr. J. J. Mohapatra was treasurer in AICOG 2018, was Speaker on VIN the new concepts and Chairperson in Video demonstration- lap radical hysterectomy in January 2018
- Dr. J. J. Mohapatra was chairperson in two sessions in IMA state conference and addressed the IMA annual function with state secretary report in February 2018
- Dr. J. J. Mohapatra attended IMA Mahapanchayat in Delhi on 25th March 2018 on topic: Capping of compensation and was a panelist in IMA Mahapanchayat



- Dr. M. Mahapatra was faculty in AMASI Training Programme on 24th June 2017 at SCB Medical College on Lap Management of Endometriosis
- Dr. M. Mahapatra & Dr. A. K. Padhy were Joint Organising secretary of International Gynaecologic Oncology Conference from 11th - 13th August 2017 at Bhubaneswar
- Dr. M. Mahapatra was operative faculty at BURLA Laparoscopic workshop in September 2017
- Dr. M. Mahapatra & Dr. A. K. Padhy were co-ordinator for Operative gynecologic oncology workshop of AICOG on 17th January 2018
- Dr. M. Mahapatra awarded by Scart Nabaratna Award at Sahid Bhawan for health service on 1st January 2018
- Dr. M. Mahapatra was faculty, moderator & panelist in AICOG in January 2018
- Dr. M. Mahapatra attended Orientation course on advanced laparoscopic surgery & proper application of Harmonic use at EVA Women's Hospital, Ahmedabad under Dr. Deepak Limbachia in February 2018
- Dr. M. Mahapatra organised Scope of Scopy - laparoscopic live surgical workshop on 25th March 2018
- Dr. M. Mahapatra & Dr. A. K. Padhy were expert in Panel discussion at CME on Eradication of Cancer Cervix at JDM hall on 11th March 2018
- Dr. A. K. Padhy attended ISOPARB annual conference on from 22nd - 23rd July 2017 at AIIMS, Bhubaneshwar and participated as an expert in panel discussion.
- Dr. A. K. Padhy was chairperson in a session at AGOICON, TMH Mumbai in October 2017
- Dr. A. K. Padhy was speaker on Pipelle for diagnosing endometrial carcinoma, judge in Poster & free paper presentation and chairperson in a session of AICOG on 17th January 2018
- Dr. A. K. Padhy chaired a session at IMACON, 2018 in February 2018
- Dr. A. K. Padhy participated in Health Camp at Nimapara in February 2018

HEAD & NECK ONCOLOGY

Oral cancer is one of the 10 most common cancers of the world and the commonest in India. There is excellent evidence from many sources that approximately 90% of these cancers are due to tobacco abuse in any form and poor oral & dental hygiene. Almost 70% - 80% of the cases reported have advanced stage of cancer which is practically in Stage-III & IV. Cancers of the Thyroid gland, parotid gland and minor salivary glands are also frequently reported in this Dept. The incidence of pre-malignant lesions like leukoplakia and sub-mucous fibrosis has increased considerably. Cosmetic value being a vital factor, various reconstructive procedures are being performed by this department.

The post-graduate students, Para-medical staffs and ex-service doctors are imparted regular training programs keeping in view the early detection, prevention and treatment of Head & Neck cancers as the main theme.

Professor & Head

Dr. Pramod Ch. Pathy, MS

Associate Professor

Dr. Sanjay Kumar Panda, MS

**Assistant Professor**

Dr. Paresh Kuumar Behera, MS

Dr. Asutosh Hota, MS

Senior Resident

Dr. Sanjeeb Kumar Mishra, MS

Doctor on deployment

Dr. Prashant Kumar Bala, MS

CLINICAL ACTIVITIES

Details of Work Done	Number		
	New	Follow up	Total
OPD	4159	6564	10723
Admission	New	Readmission	
	269	56	325
Biopsy			596
Major Surgeries			309
Minor Surgeries			485
Reconstructive Surgeries			174

MEDICAL ONCOLOGY

Medical oncology department has an important role in the management of cancer cases. The main function of this division is to provide treatment care for the patients suffering from wide range of malignant neoplasms especially for haematological malignancies, lymphoma and solid neoplasms by chemotherapy as primary mode, concurrent mode (CT/RT), neo-adjuvant before RT/Surgery or adjuvant mode following RT/Surgery.

Department of Medical Oncology has a Paediatric Oncology Wing for paediatric patients coming to the centre. The ten bedded Sovan Bhuyan Memorial Day Care Unit is serving under the department for the patients receiving chemotherapy.

Head of the Department (I/C)

Dr. Sanjukta Padhi, MD

Assistant Professor

Dr. Diptirani Samanta, MD

Dr. Prasanta Kumar Parida, MD, DM

Dr. Lal Mohan Soy, MD

Senior Resident

Dr. Biswajit Kar, MD

Doctor on deployment

Dr. Sujya Narayan Mishra, MD

CLINICAL ACTIVITIES

Details of Work Done	Number		Total
	New	Follow up	
OPD	5839	8455	14294
Admission	New	Readmission	
	1488	7199	8687
Chemotherapy in Day Care Unit			10275

DEPARTMENTAL ACTIVITY

- Dr. D. R. Samanta was faculty at Best of ASCO, Chandigarh on 14th July 2017
- Dr. D. R. Samanta was awarded by Adarsha chikitsavit samman and Abhipsa kabiratna samman in July 2017
- Dr. D. R. Samanta was awarded by Narisurakshya Sammana on the eve of silver jubilee of Narisurakshya Organisation in August 2017
- Dr. D. R. Samanta was moderator on update on MDS and AML conducted by Sum Hospital, BBSR in August 2017
- Dr. D. R. Samanta attended panel discussion on Ultrahigh Risk GTN in International Fogs Gynaec Oncology Conference at BBSR in August 2017.
- Dr. D. R. Samanta was faculty for RCC perceptorship Hyderabad cancer foundation in September 2017
- Dr. D. R. Samanta was faculty at 37th ICON on breast cancer on "Topic High grade vs low grade breast cancer. Is there any consensus?" in September 2017



MEDICAL PHYSICS

The Department of Medical Physics ensures implementation of the provisions of the Radiation Protection Rules (RPR)-2004 enforced by the Atomic Energy Regulatory Board (AERB), Government of India with the following responsibilities:

- Evaluation and optimization of Radiation treatment planning for cancer patients undergoing radiation therapy.
- Performing radiation dosimetry, periodic calibrations, quality assurance (QA) testing traceable to national standards laboratory and maintenance of all the radio-therapeutic and radio-diagnostic equipments/ machines.
- Observing radiation safety for the radiation workers, staff members, patients and public in the Departments of Radiation Oncology, Radiodiagnosis, Nuclear Medicine and Medical Physics.
- Participating in various research and developmental activities of the centre.
- Facility design and Planning for commissioning of new radiation installations and decommissioning of old installations in accordance with the requirements of the installation that meets the regulatory stipulations of radiation protection and safety.
- Preparations of specifications for treatment and dosimetric equipment;
- Acceptance testing, commissioning and quality assurance (including calibration) of radiation facilities.
- Measurement, analysis and tabulation of beam data for clinical use.
- Development of QA protocols and

procedures in radiation therapy regarding delivery of radiation treatment, radiation safety and control and regulatory compliance.

- Supervision of radiation therapy equipment servicing and maintenance of records.
- Teaching Radiation Physics to the PG-students for MD (Radiation Oncology) degree and the DMRT(Dip. in Medical Radiation Technology) students of SCB Medical College, Cuttack.

Facilities available

Sl.	Name of facilities	Year of commissioning
1	Elekta-Synergy (6-15 MV) LA with IMRT, VMAT & SRT facilities, <ul style="list-style-type: none"> • Monaco treatment planning System • PTW-Therapy Beam Analyser 	2016
2	Elekta-Comapct LA <ul style="list-style-type: none"> • Oncentra treatment planning System 	2016
3	Theratron-780C Telecobalt unit	1987
4	Bhabhatron-II Telecobalt unit	2010
5	GammaMed-plus HDR Brachytherapy unit with Abacus TPS	2001
6	Siemens-Somatom Definition AS64 CT-Simulator	2016



Professor & Head

Dr. Pradeep Kumar Hota, PhD, Dip.RP

Assistant Professor

Sri Rajendra Meher (RSO), M.Phil, Dip.RP

Sri Himansu Sekhar Bhuyan, M.Sc., Dip.RP

Sri Prasanta Kumar Moharana, M.Sc., Dip.RP

Ms. Itishree Priyadarshini, M.Sc., Dip.RP

CLINICAL ACTIVITIES

Telecobalt therapy

Machine	Open field	Blocked field	HSB	Wedge	Total Fields	# New Pts
Bhabhatron	1919	1	2	0	1922	1069
Tharatron	2033	367	404	6	2810	1298

Megavoltage therapy

Machine	CRT	3DCRT	IMRT	VMAT	SRS/SRT	Elec tron	Total
Synergy	1	33	363	140	2	20	559
Compact	6	757	0	0	0	0	763

HDR Brachytherapy

Machine	Single Channel			Triple Channel			Total Sitzings
	New	Old	Total	New	Old	Total	
GM plus	149	253	402	252	475	727	1129

Treatment Planning

Plannin gs	Simulati on	Mona co	Oncen tra	Abacus	CRT (LA)	Telecobalt
# Cases	1346	506	794	1129	25	2367

Summary

Machine	B-II	T-780C	Compa ct	Synerg y	G Mplus	Total Patients
#Patients	1069	1298	765	560	1129	4821

DEPARTMENTAL ACTIVITY

- Sri P. K. Moharana attended and Advanced training at the Dept. of Radiation Oncology of the University Medical Centre Mannheim, Germany from 15th-19th May 2017
- Prof. P. K. Hota inspected Shree Danvantary College of PGBM and Sarvajanic College of Engineering & Technology at Surat as an expert member of AICTE from 6th-7th March 2018

PATHOLOGY

The Department of Pathology acts as the gateway to the cancer centre. Its role on the diagnosis of cancer, subjects the patients to various treatment modalities and follow-up. It has several sections like Histopathology, Cytology, Hematology, Clinical Pathology, Biochemical Pathology and Microbiology. Besides the hospital laboratory services its staff participate in various Cancer Detection Camps.

This department is facilitated with the studies of Cytology, Histology, Biochemical, Hematology, Clinical pathology, Bone-marrow basing on Standard treatment protocols.

Professor & HOD

Dr. Sagarika Samantaray, MD(Path.)

Associate Professor

Dr. Sasmita Panda, MD(Path)

Assistant Professor

Dr. Kusumbati Besra, MD(Path.)

Senior Resident

Dr. Subharnsu Ku Hota, MD(Path.)

Dr. Bagmi Mishra, MD(Path.)

Dr. Arpita Pandia, MD(Path.)

Senior Research Fellow

Mr. Sashibhusan Dash

CLINICAL ACTIVITIES

Method of Test	Cases	Investigations
Histology	7801	27582
FNAC	2899	6739
Exfoliative Cytology	1598	3196
Imprint Cytology	51	200
Pap Smear	1694	1694
Body Fluids	505	1010
Bone Marrow	168	672
Hematology	26275	105804
Biochemical	20473	131979
Total	61464	278876



DEPARTMENTAL ACTIVITY

- Prof. S. Samantaray was the moderator in the slide seminar on Ovarian Tumors in 45th Annual Conference of Indian Association of Pathologists & Microbiologists, Odisha Chapter "Odisha APCON -2017" from 9th -10th September 2017 in Kalinga Institute of Medical Science (KIMS), KIIT University, Bhubaneswar
- Prof. S. Samantaray delivered a talk on Soft tissue tumors in head and neck in 26th National Conference of the Indian Association of Oral and Maxillofacial Pathologists on 17th November 2017 in Mayfair Lagoon Bhubaneswar
- Prof. S. Samantaray, Dr. S. Panda, Dr. B. Mishra & Dr. S. K. Hota attended 14th headquarter CME at IAPM house, Chahata, Cuttack on 25th February 2018
- Dr. S. Panda attended health camp at Sahid bhavan on World Cancer Survivor day on 31st January 2018.
- Dr. S. Panda was guest Speaker at SCB MCH in Dept. of O & G on International Cancer Cervix Eradication day on 11th March 2018
- Dr. S. Panda was Co -guide of Pathology PG Student of SCB MCH on topic - Pathological scoring of PTEN Immunohistochemistry in Endometrial Carcinoma - Prognosis and therapeutic efficacy
- Dr. S. Panda, Dr. B. Mishra and Dr. S. K. Hota attended 45th Annual Conference of Indian Association of Pathologists & Microbiologists, Odisha Chapter "Odisha APCON -2017" from 9th -10th September 2017 in Kalinga Institute of Medical Science (KIMS), KIIT University, Bhubaneswar
- Dr. S. Panda, Dr. B. Mishra and Dr. S. K. Hota attended Mid -term CME on 12th November 2017 in MKCG Medical College, Berhampur
- Dr. K. Bersa & Dr. S. K. Hota attended CME in the HHI hotel in Bhubaneswar on 20th May 2017
- Dr. K. Bersa & Dr. B. Mishra attended Training course in Molecular Diagnostic in the Molecular Pathology Laboratory, Tata Memorial Hospital, Mumbai from 12th -16th June 2017
- Dr. K. Bersa presented a case of Teratoma with malignant transformation (Glioblastoma) and Dr. S. K. Hota attended in the Slide Seminar in 45th Annual Conference of Indian Association of Pathologists & Microbiologists, Odisha Chapter "Odisha APCON -2017" from 9th -10th September 2017 in Kalinga Institute of Medical Science (KIMS), KIIT University, Bhubaneswar
- Dr. K. Bersa & Dr. S. K. Hota attended the International Symposium of IHC at Tata Medical Center, Kolkata from 4th - 7th January 2018
- Dr. K. Bersa attended camps held at Bhubaneswar on 11th & 25th February 2018
- Dr. K. Bersa, Dr. B. Mishra & Dr. S.K Hota & Dr. A. Pandia attended workshop on G.I lesions on 24th February 2018 at S.C.B Medical College
- Dr. S. K. Hota participated in a health camp in Goshala, Cuttack on 15th August 2017 and High Court Bar Association, Cuttack on 16th August 2017 organized by Lion's Club and Marwadi Yuva Manch, Cuttack



- Dr. S. K. Hota participated in different health camps held on 10th December 2017 at Nischintakoili and Kargil Basti, Bhubaneswar on 24th December 2017
- Dr. S. K. Hota attended CME on Demote Pathology at IMS & SUM Hospitals Bhubaneswar
- Dr. A. Pandia attended uropath CME held on 31st March 2018 at Kokilaben Hospital, Mumbai

RADIODIAGNOSIS

This department has been functioning since the inception of this institute. The patient services are carried out through radiological and ultrasound imaging. 1000 MA Digital X-Ray has been installed during 2016.

Head of the Department (I/C)

Prof. Prafulla Kumar Das,
MS,FAIS,FUICC(Oncology)

Assistant Professor

Dr. Suvendu Kumar Mohapatra, MD

CLINICAL ACTIVITIES

Details of Work Done	Number
Ultrasonogram:	1161
X-Ray:	5008
CT-Scan:	1036

DEPARTMENTAL ACTIVITY

- Dr. S. K. Mohapatra was speaker in International Gynecology Oncology conference on 12th August 2017 on MR mammography

RADIATION ONCOLOGY

This department treats about 200 patient's daily using telecobalt therapy and HDR brachytherapy. About 65% of all cancer patients attending this institute avail radiation therapy during their course of treatment.

External Beam therapy is delivered by one telecobalt units (Theratron-780C) from 8:00 AM to late night in three shifts on all working days. Multiple-fields, wedge, block and tangential fields at 80cm SSD are practiced as required. Now the department is well equipped with Linear Accelerator and CT-Simulator. More than thousand patients were treated successfully with most sophisticated treatment modalities like VMAT and IMRT. PG-studies in radiotherapy leading to MD (RT) is available in the institute since 1973. Six PG students admit every year for their MD degree. At present, sixteen PG- students are continuing their post-graduate studies in this institute. Post graduate seminars are organized twice a month.

Professor

Dr. Surendra Nath Senapati, MD
Dr. Niharika Panda, MD (HOD I/C)

Associate Professor

Dr. Sanjukta Padhi, MD
Dr. Lucy Pattanayak, MD

Assistant Professor

Dr. Deepak Kumar Patra, MD (Deployed)
Dr. Manoj Kumar Behera, MD

Senior Resident

Dr. Tanushree Mishra, MD (Deployed)
Dr. Lincoln Pujari, MD (Deployed)
Dr. Papuji Meher, MD

CLINICAL ACTIVITIES

Details Of Work Done		Number
OPD (New & Follow up)		23909
Admission	New	3020
	Readmission	9145
	Total	12165
RT Planning- 2D		2367
CT Simulation		1346
LINAC Treatment	LA-I (Compact)	763
	LA-II (Cytology)	559
Brachytherapy	Three Channel	727
	Single Channel	402



DEPARTMENTAL ACTIVITY

- Prof. S. N. Senapati attended PRODVANCE in Dr. Ram Monahar Lohia Institute of Medical Sciences, Lucknow from 29th-30th April 2017.
- Prof. S. N. Senapati attended 25th ICRO PG teaching programme from 22nd-23rd April, 2017 on "UPDATE on URO-GENITAL MALIGNANCIES" at Cancer Research Institute, Swami Rama Himalayan University, Deradun
- Dr. S. Padhi & Dr. L. Pattanayak attended and Advanced training at the Dept. of Radiation Oncology of the University Medical Centre Mannheim, Germany from 15th-19th May 2017
- Prof. S. N. Senapati was attended as speaker in Best of Astro at Vizag in May 2017
- Prof. S. N. Senapati was an external examiner in GSL Medical College for MD Radiotherapy in May 2017
- Prof. S. N. Senapati attended 26th ICRO as president of Indian College Of Radiation Oncology at JIPMER, Puducherry in August 2017
- Prof. N. Panda and Dr. S. Padhi chaired sessions on Reirradiation at Vishakapatnam August 2017
- Prof. N. Panda chaired a session at International FOGSI Gynae Oncology August 2017
- Prof. N. Panda, Dr. S. Padhi and Dr. L. Pattanayak attended a workshop on Research Methodology at IMA House, Cuttack on 20th August 2017
- Prof. S. N. Senapati attended Radiobiology of Cancer, AROI at RIMS Ranchi on 9th September 2017
- Prof S. N. Senapati attended ICRO teaching programme, Jaipur in October 2017
- Prof S. N. Senapati attended the inaugural function of Oncology Journal of India in October 2017
- Prof. S. N. Senapati chaired the prestigious Rangiprasad Oration at AROI-ICC as chairman Indian College Of Radiation Oncology from 8th-12th November 2017
- Prof. S. N. Senapati attended Hypofractionation in Ca Breast as faculty in ICRO PROGRAMME at Bhatinda, Punjab University in November 2017
- Dr. L. Pattanayak delivered a lecture on the topic Ethical Issues in Palliative Care Management of Respiratory symptoms in Palliative Care at AIIMS, Bhubaneswar in November 2017

SURGICAL ONCOLOGY

Surgical oncology is one of the important departments of the cancer centre. Usually all the new patients coming to the center are first seen in the Surgical Oncology OPD and after getting the tissue or cytological diagnosis and evaluation for operability both clinically and radiologically, those patients are taken for surgical admission and operations. Inoperable cases detected either clinically or radiologically are referred for other modality of treatments like chemotherapy and or radiotherapy.

Modified radical mastectomy, Breast conservation surgeries, radical gastric resections, Abdomino Perineal Resection of rectal cancers are few of those surgeries being done routinely. Radical as well as conservative surgeries for cancer penis are also done frequently. Many a times palliative and bypass surgeries are being done to alleviate pain and



agony, Oesophago-gastrectomy, Whipples procedures are been done less frequently. Wide local excision of soft tissue cancers are also being done in routine basis along with Reconstructive procedures. One reconstructive surgeon is working full time but on deputation basis from civil hospital. A fulltime faculty in plastic and reconstructive surgery is badly needed for this department. Post-graduate students from the department of Surgery, SCB Medical College, Cuttack are undertaking training on rotation, They are getting much better exposure and benefit as more than 50% of cases in their examination period are oncology subject. We need to get more and more support from the HOD Surgery from SCB Medical college in this regard posting them on rotation and also for at least 3 months instead of 1 month. Surgeons from peripheral health services are also undergoing re-orientation training in surgical technique on rotation basis. This reorientation program for the peripheral surgeons needs to be on a more regular basis which is not the fact now. The departmental seminar is being conducted regularly. The faculties have also delivered many guest lecturers, presented papers in conferences and taken part in various symposia and workshops. Faculties are regularly taking part in early cancer detection and educational programs joining the cancer control camps and various awareness programs. M.Ch in Surgical Oncology is being started from 2017.

Professor

Dr. Padmalaya Devi, MS
Dr. Prafulla Kumar Das,
MS,FAIS,FUICC(Oncology), (HOD)

Associate Professor

Dr. Swodeep Mohanty,
MS, FAIS, FMAS FIAGES
Dr. Kunal Goutam, MS

Assistant Professor

Dr. Subrat Kumar Samantra,
MS, FCGP, FIAGES
Dr. Bharat Bhusan Satpathy, MS, FIAGES

Senior Resident

Dr. Mohanlal Khadia, MS,

M.Ch.

Dr. Kalyan Pandey, MS
Dr. Nilesh Patil, MS

CLINICAL ACTIVITY

Details of Work Done	Number		
	New	Follow up	Total
OPD	5899	7817	13716
Admission	New	Readmission	
	1162	325	1487
Biopsy			676
Major Surgeries			1031
Minor Surgeries			305

DEPARTMENTAL ACTIVITY

- Prof P. Devi attended MIDTERM Conference IASO at Chandigarh from 12th-14th May 2017 as Speaker on anagement of metastatic gastric GIST and Panelist for LABC
- Prof. P. K. Das attended MIDTERM Conference IASO at Chandigarh , 12th - 14th May 2017 as moderator in live workshop- Lap Oesophagectomy, Robotic total thyroidectomy, Superficial parotidectomy, total axillary dissection and Speaker on Factors for reversal colostomy
- Prof. P. K. Das attended Medical Writing Workshop on 9th September 2017 at AHRCC, Cuttack
- Prof. Padmalaya Devi was Co-Organiser of P.G Seminar on Gastric Cancer at Apollo Hospital, Bhubaneswar held on 27th October 2017



- Prof. P. K. Das, Dr. Kunal Gautam, Dr. B.B. Satapathy, Dr. Mohanlal Khadia, Dr. Nilesh Patil and Dr. Kalyan Pandey attended P.G Seminar on Gastric Cancer at Apollo Hospital, Bhubaneswar held on 27th October 2017
- Prof. P. Devi attended ICC 2017 and Chaired a session on ca breast, was moderator for operative workshop and judge for poster presentation in November 2017
- Prof. P. K. Das Presented a paper on male breast Cancer at ICC 2017, Bangalore on 9th November 2017 and Judge in a paper competition session at ICC 2017 on 10th November 2017
- Dr. Kunal Goutam & Dr. Kalyan Pandey attended ICC 2017 in November 2017
- Prof. P. Devi was speaker in Symposium on Breast conserving surgery at IASO Midterm ONCOCON from 3rd- 5th March 2018 at Madurai and which has been accredited with 30 CME credit points under category III by TN DR MGR Medical University
- Prof. P. K. Das was Moderator in a panel discussion on carcinoma rectum at IASO Midterm ONCOCON 2nd to 4th March 2018 at Madurai and which has been accredited with 30 CME credit points under category III by TN DR MGR Medical University
- Prof. P. K. Das attended seminar on cancer cervix eradication day on 11th March 2018 at SCB MCH Cuttack
- Prof. P. K. Das was Chairperson in 2 sessions at 3rd OSOCON and 8th AROICON from 24th-25th March 2018 at Puri, Awarded with 6 CME credit hours by OMCR and elected as president of Odisha Society of Oncology
- Dr. S. Samantra attended OSOCON from 24th-25th March 2018 at Puri and awarded with 6 CME credit hours by OMCR and panelist in case discussion on CA Breast
- Dr. B. B. Satpathy attended OSOCON from 24th-25th March 2018 at Puri Awarded with 6 CME credit hours by OMCR
- Dr. Nilesh Patil and Dr. Kalyan Pandey presented paper in OSOCON from 24th-25th March 2018 at Puri

□ □ □



RESEARCH ACTIVITIES

PUBLICATIONS

1. Rekha Das, Sidharth Sraban Routray, Amit Pradhan, Snigdha Ipsita. IMMUNONUTRITION WITH GLUTAMINE IN ICU PATIENTS. Asian Journal of Pharmaceutical and Clinical Research, [S.I.], p. 235-239, aug. 2017. ISSN 2455-3891.
2. Mohanty, S., Das, R., Routray, S.S., Dash, A., & Routray, S.K. (2017). Role of Flupirtine as a Preemptive Analgesic in Patients Undergoing Laparoscopic Surgeries. Sch. J. App. Med. Sci., Apr 2017; 5(4D):1514-1521.
3. Katherine E. Doyle, Shatha K. El Nakib, M.R. Rajagopal, Sunil Babu, Geeta Joshi, Vidya Kumarasamy, D. Priya Kumari, Prabir Chaudhuri, Sumita Mohanthy, Debasish Jatua, Diederik Lohman, Joseph J. Amon, and Gayatri Palat: Predictors and Prevalence of Pain and Its Management in Four Regional Cancer Hospitals in India. Journal of Global Oncology 2018 :4, 1-9.
4. Nayak BL, Misra S, Jaysingh S, Giri SK. Type II endometrial cancers: original research on a series. Int J Reprod Contracept Obstet Gynecol 2017;6:2306-9.
5. Misra S, Rath TS, Nayak BL, Giri SK. Vulval angiomyxoma: a case report. Int J Reprod Contracept Obstet Gynecol 2017;6: 3692-4.
6. Parija, Jita. (2017). Early Invasive Cancer Cervix, with Meckel's Diverticulum and Right Pelvic Kidney. Indian Journal of Gynecologic Oncology. 15. 10.1007/s40944-017-0110-8.
7. Parija, Jita. (2017). Vitreous Humor Metastasis in Squamous Cell Carcinoma of Cervix. Indian Journal of Gynecologic Oncology. 15. 10.1007/s40944-017-0117-1.
8. Parija J, Mohapatra J, Padhy A. Manuscript of risk factors for cancer cervix: an analysis of 1000 cases. Int J Res Med Sci 2017;5:3364-7.
9. Parija J. Failure of radical hysterectomy in early invasive cancer cervix: an A. H. regional cancer centre experience. Int J Res Med Sci 2017;5:4277-80.
10. Parija J, Mohapatra J. Observations with surgical management of gynaecological cancers- AH regional cancer centre experience. J. Evid. Based Med. Healthc. 2017; 4(54), 3273-3276. DOI: 10.18410/jebmh/2017/650.
11. Parija J, Mohapatra J. Clinical, cytological and histopathological correlation in lesions of uterine cervix. J. Evolution Med. Dent. Sci. 2017;6(64):4652-4655, DOI: 10.14260/Jemds/2017/1006.
12. Mohapatra J, Parija J. Observations with adenocarcinoma of uterine cervix. J. Evid. Based Med. Healthc. 2017; 4(75), 4408-4411. DOI: 10.18410/jebmh/2017/878.
13. Kar, Tushar & Kar, Asaranti & Dhal, Ipsita & Panda, Sasmita & Biswal, Priyadarshini & Nayak, Bhagyalaxmi & Rout, Niranjana & Samantray, Sagarika. (2017). Serous Tubal Carcinogenesis: The Recent Concept of Origin of Ovarian, Primary Peritoneal and Fallopian Tube High-Grade Serous Carcinoma. Journal of Obstetrics and Gynecology of India. 67. 1-10. 10.1007/s13224-017-1009-0.
14. Nayak R, Biswal S, Padhy AK, Mohapatra J. Malignant brenner tumor of ovary: A case report and review of literature. Oncol J India 2017;1:19-21.
15. Rekha Das, Sumita Mohanty, Sanjay Kumar Behera, Ranjender Kumar Medikonda. AN OBSERVATIONAL



- STUDY OF 11 CASES OF CARTAP POISONING - A RARE POISONING. Asian Journal of Pharmaceutical and Clinical Research, [S.l.], p. 366-369, nov. 2017. ISSN 2455-3891.
16. Das RK, Pradhan A, Debata D. A Prospective Randomized Double Blind Study on Efficacy of Dexmedetomidine and Ketamine as Adjuvant to Epidural Ropivacaine in Lower Abdominal and Lower Limb Surgery. Ann. Int. Med. Den. Res. 2017; 3(5):AN18-AN23.
 17. Pradhan A, Das RK, Debata D. Attenuation of Haemodynamic Response to Laryngoscopy and Tracheal Intubation Using Dexmedetomidine, Dexmedetomidine with Fentanyl and Lignocaine. Ann. Int. Med. Den. Res. 2017; 3(5):AN01-AN05.
 18. Das PK, Satpathy BB. Analysis of factors influencing colostomy closure after low anterior resection for cancer rectum. Int J Res Med Sci 2017;5:4061-5.
 19. Das PK, Robb GL. Central arch mandibular reconstruction after surgery of oral carcinoma: an observational experience at MDACC, Houston, Texas, USA. Int J Res Med Sci 2017;5:2412-8.
 20. Kumar Das, Prafulla. (2017). Contribution by Surgical Oncologist in Palliating Cancer Patients - Retrospective analysis at Acharya Harihar Regional Cancer Centre, Cuttack, India. Journal of Medical Science And clinical Research. 05. 21343-21350. 10.18535/jmscr/v5i5.23.
 21. Panda G, Mohapatra BP, Routray SS, Das RK, Pradhan BK. Organisms isolated from endotracheal aspirate and their sensitivity pattern in patients suspected of ventilator associated pneumonia in a tertiary care hospital. Int J Res Med Sci 2018;6:284-8.
 22. Rekha Das, Sumita Mohanty, Sidharth Sraban Routray, Abhilash Dash and Narayan Sahoo. "A comparative study between transdermal patches of Buprenorphine and Fentanyl for postoperative pain relief following orthopaedic surgery under regional anaesthesia." (2017). Sch. J. App. Med. Sci., Apr 2017; 5(4D):1456-1462.
 23. Das, Rekha & Das, RajatKumar & Sahoo, Sushrita & Nanda, Suchismita. (2018). Role of dexmedetomidine as an anaesthetic adjuvant in breast cancer surgery as a day-care procedure: A randomised controlled study. Indian Journal of Anaesthesia. 62. 182. 10.4103/ija.IJA_752_17.
 24. Hota PK, Panda N, Nayak B, Samantaray S. Geographical distribution of cervical cancer in Odisha: A 5-year retrospective study at a regional cancer center. South Asian J Cancer 2018;7:34-6.
 25. Pradeep Kumar Hota, Rajendra Meher, Niharika Panda, Pramod Chandra Pathy, Sagarika Samantaray, Niranjana Rout. Head & Neck Cancer in Odisha: A five-year retrospective study at a Regional Cancer Centre: JMSCR Vol||05||Issue||11||Page 30806-30810||November 2017.
 26. Sumita Mohanty. Hospice- Care in India, Present scenario and future perspectives: Orissa Medical Journal 2018;38,1;53,ISSN-0972-9690.
 27. Panda N, Das PK, Mahapatra SS, Samantaray S, Pattanayak L. Clinico Pathological Profile of Male Breast Cancer Treated in a Regional Cancer Centre of Eastern India. Journal of Medical Sciences and Clinical Research. 2017;5(5): 21264-67.
 28. Pathy PC, Hota SK, Dash S, Samantaray S, Panda S, Rout N. Analysis of FNAC in diagnosis of lymphadenopathy-a retrospective study from a regional cancer centre, Cuttack, Odisha. Int J Res Med Sci 2017;5:xxx-xx.



29. Pujari L, Padhi S, Meher P, Tripathy A. An audit and analysis of different causes of defaults in patients receiving radiation for head and neck cancers: A tertiary regional cancer center experience. *Indian J Cancer* 2017;54:31-4.
30. Hebsur NI, Pandey K, Puttannavar G. To compare the efficacy of topical negative pressure dressing with that of conventional moist wound dressings, in healing of wounds. *Int Surg J* 2017;4:3962-6.
31. Samantaray Sagarika, Pattanayak Lucy, Panda Niharika, Pathy Pramod, Panda Sanjoy, Mohanty Lity. Clinicopathological Profile & Correlation of Tumor Size with Nodal Status in Oral Cavity Cancers: An AHRCC Experience: *JMSCR Vol||05||Issue||05||Page 21790-21794||May 2017.*
32. Sanjukta Padhi, Pranabandhu Das, Surendra Nath Senapati, Amit Kumar Chowhan. A prospective study of comparison between concomitant boost radiotherapy and conventional fractionated radiation in treatment of laryngeal cancer in a tertiary care institute of east India: *INTERNATIONAL JOURNAL OF SCIENTIFIC RESEARCH Volume-6 | Issue-10 | October-2017 | ISSN No 2277 - 8179 | IF : 4.176 | IC Value : 78.46.*
33. Niharika Panda, Subrata Bag, Sagarika Samantaray, Lucy Pattanayak, Umakant Satapathy. Randomised Clinical Trial of Weekly vs. Triweekly Cisplatin Based Chemotherapy Concurrent with Radiotherapy in the Treatment of Locally Advanced Cervical Cancer: *JMSCR Vol||05||Issue||04||Page 20060-20064||April 2017.*
34. Niharika Panda, Samarendra Dash, Dr Lucy Pattanayak. Comparative Study of Temozolamide with Concurrent RT vs. Tamoxifen Plus Temozolamide, Concurrent RT in GBM Patients: *JMSCR Vol||05||Issue||05||Page 22109-22116||May 2017.*
35. Subhasis Mishra, Niharika Panda. A Comparative Study to Evaluate the Role of Hypofractionated Radiotherapy With Concurrent Weekly Cisplatin Vs Conventional Radiotherapy with Concurrent Weekly Cisplatin in Advanced Carcinoma Cervix: *Sch. J. App. Med. Sci., Jul 2017; 5(7D):2809-2816.*
36. Samantara S, Panda S, Dash S, Samantaray S, Rout N. Clinicopathological characteristics of male breast lesion: An experience in a regional cancer center, Odisha. *Int J Med Sci Public Health* 2017;6: (Online First). Doi: 10.5455/ijmsph.2017.0512219052017.
37. Sasmita Panda, Asaranti Kar, Sashibhusan Dash, Paresh Kumar Behera, Bharat Bhusan Satpathy, Sagarika Samantaray, Niranjana Rout. Differential Diagnosis of Oral Malignant and Premalignant Lesions by Exfoliative Cytology with Emphasis on Demographic Factors. *Int J Med Res Prof.* 2017; 3(4):155-58. DOI:10.21276/ijmrp.2017.3.4.037.
38. Asaranti Kar, Sasmita Panda, Pragnyalisha Panda, Tushar Kar. Correlation of sperm morphology with semen parameters : A comprehensive Approach to male infertility. *PARIPEX - Indian journal of research* 2017 :6 (5):556-558.
39. Sasmita Panda, Madhumita Behera, Prabhat Nalini. Role of High resolution ultrasonography with colour Doppler in evaluation of clinical thyroid swelling in correlation with FNAC in a Tertiary care cancer institute of Eastern India. *British Journal of Pharmaceutical and Medical research* 2017;02 (03)571 -576 .

□ □ □



INSTITUTIONAL ETHICS COMMITTEE (IEC)

- | | |
|---|----------------------------|
| 1. Prof. Mrutyunjaya Behera
Ex-Professor, Cardiologist,
SCB Medical College | Chairman |
| 2. Prof. Kailash Chandra Mohapatra
Dept. of Surgery, SCBMCH | Clinician |
| 3. Dr. Sanghamitra Pati
Director, RMRC ,Bhubaneswar | Clinician |
| 4. Dr. Kausika Mishra
Dept. of SPM, SCBMCH | Clinician |
| 5. Dr. Kali Prasad Patnaik
Dept. of Pharmacology, SCBMCH | Basic Medical
Scientist |
| 6. Mrs. Narmada Kumari Parida
Lecturer in Philosophy,
SB Womens College | Social Scientist |
| 7. Sri Manoj Kumar Mishra,
Senior Advocate, Orissa High Court | Legal Expert |
| 8. Mrs. Mrinalini Padhy, Social Activist | Lay Person |
| 9. Dr. Dillip Kumar Agarwalla,
Assoc. Professor, AHRCC | Member Secretary |

□ □ □



ACTIVITIES OF INSTITUTIONAL ETHICS COMMITTEE, AHRCC

SI No.	Study Title	Investigator	Date of Approval
1.	Clinical profile and survival outcome of women with papillary serous and clear cell endometrial Carcinoma" – A retrospective analysis of AHRCC records from Jan 2007 – Dec 2016	Dr. Jita Parija, Associate Professor, Gynecological Oncology	15.04.2017
2.	Evaluation of degree of Bladder Dysfunction following radical hysterectomy for early-stage cervical cancer" – AHRCC – experience- A Non-randomized prospective study, with a proposed sample size of approximately 200	Dr. Jita Parija, Associate Professor, Gynecological Oncology	15.04.2017
3.	Comparative analysis of risk of trans-fallopian tube dissemination(upstage) of endometrial cancer, diagnosed by hysteroscopy vrs other methods	Dr. Jita Parija, Associate Professor, Gynecological Oncology	15.04.2017
4.	Title of the Project : Granulosa Cell Tumours : A single institution study	Dr. Bhagyalaxmi Nayak, Asso. Prof., Gynecological Oncology	15.04.2017
5.	Analysis of factors influencing colostomy closure in low anterior (LAR) or Anterior Resection (AR) for Cancer Rectum – Retrospective study of 6 years	Dr. Prafulla Ku. Das, Professor, Surgical Oncology	15.04.2017
6.	Contribution by surgical oncologist in palliating cancer patients – 6 years data analysis at AHRCC	Dr. Prafulla Ku. Das, Professor, Surgical Oncology	15.04.2017
7.	Clinicopathological correlation of Rectal cancers at AHRCC, Cuttack, a retrospective study	Dr. Prafulla Ku. Das, Professor, Surgical Oncology	15.04.2017
8.	Protection against occupational exposure to Hepatitis-B Startegy at AHRCC, Cuttack	Dr. Prafulla Ku. Das, Professor, Surgical Oncology	15.04.2017
9.	Correlation between extent of Nodal Involvement and Depth of Invasion for Squamous Cell Carcinoma of Penis following prophylactic groin dissection – A retrospective study in AHRCC	Dr. Mohanlal Khadia, SR, Surgical Oncology	15.04.2017
10.	Demographic data, pattern of management and outcome in Phyllodes Tumour, a retrospective analysis from a tertiary care centre	Dr. Subrat Kumar Samantara, Asst. Prof. Surgical Oncology	15.04.2017
11.	Analysis of FNAC in diagnosis of lymphadenopathy – A retrospective study from AHRCC, Cuttack	Dr. Subhransu Kumar Hota, SR, Pathology	15.04.2017
12.	Clinicopathological study of Malignant Melanoma in a Regional Cancer Centre – A retrospective study	Dr. Sasmita Panda, Asso. Prof., Pathology	15.04.2017
13.	Risk profile of metastatic lymph node ratio (LNR) in early stage cervical cancer	Dr. Kusumbati Besra, Asst. Prof., Pathology	15.04.2017
14.	Histological profile of cervical cancers in AHRCC – A retrospective study of 7 years	Dr. Bagmi Mishra, SR, Pathology	15.04.2017
15.	Clinicopathological Profile and correction of Tumour size with Nodal status in Head and Neck Cancers	Dr. Sagarika Samantaray, Professor, Pathology	15.04.2017
16.	Clinicopathological Profile of Male Breast Cancer – A retrospective study in a Regional Cancer Centre of Eastern India	Dr. Niharika Panda, Professor, Radiation Oncology	15.04.2017



Sl No.	Study Title	Investigator	Date of Approval
17	Dose Volume relationship in estimating heart doses in Breast Cancer Radiotherapy	Dr. Lucy Pattanaik, Asso. Professor, Radiation Oncology	15.04.2017
18	Comparative evaluation of Intranasal dexmedetomidine and oral midazolam-ketamine combination for procedural sedation in RT suite: randomized controlled trial	Dr. Rekha Das, Professor, Anesthesiology	15.04.2017
19	Assessment and comparison of radiation induced xerostomia and quality of life in head and neck cancer patients treated by precision radiotherapy	Dr. Bijayalaxmi Sahoo, PG, Radiation Oncology	15.04.2017
20	Comparison of dysphagia and quality of life in dysphagia-optimised intensity modulated radiotherapy (Do-IMRT) and standard intensity-modulated radiotherapy (S-IMRT) in head and neck cancer	Dr. Jitendra Patra, PG, Radiation Oncology	15.04.2017
21	Acute toxicity and Tumour response in Locally Advanced Rectal Cancer after preoperative Chemoradiation Therapy with shortening of overall treatment time using Intensity Modulated Radiotherapy with Simultaneous Integrated Boost technique	Dr. Suresh Kumar Rout, PG, Radiation Oncology	15.04.2017
22	Association between bone marrow dosimetric parameters and hematologic toxicity in cervical cancer patients undergoing concurrent chemoradiotherapy a comparison of three-dimensional conformal radiotherapy and intensity-modulated radiation therapy	Dr. Siba Sankar Mahapatra, PG, Radiation Oncology	15.04.2017
23	Effect of HPV-Associated p16 ^{INK4A} Expression on response to Chemoradiotherapy in Oropharyngeal Cancer	Dr. Jatin Kumar Soren, PG, Radiation Oncology	15.04.2017
24	Impact of swallowing exercise on dysphagia in head and neck carcinoma patients receiving radiation therapy	Dr. Sonz Paul, PG, Radiation Oncology	15.04.2017
25	Treatment patterns including supportive care and associated adverse drug reactions among Stage II breast cancer patients in AHRCC – An observational study	Dr. Anima Rout, PG Student, Dept. of Pharmacology, SCB Medical College	21.10.2017
26	Safety and Efficacy of Rituximab plus, bendamustine in indolent Non-Hodgkins lymphomas : A Retrospective analysis	Dr. Prasant Kumar Parida, Asst. Professor, Medical Oncology	21.10.2017
27	Understanding the role of EEF1A1/2, IQGAP2, IQGAP3, FRG1 and their interacting partners in tumor angiogenesis and progression	Dr. Manjusha Dixit, Reader-F, School of Biological Sciences, NISER	21.10.2017
27	In search of early detection biomarker : Analysis of transcriptome, epigenome and genome in Gallbladder cancer	Dr. Manjusha Dixit, Reader-F, School of Biological Sciences, NISER	21.10.2017
29	To determine and compare incidence of PONV with intra-operative use of medical air and Nitrous Oxide for General Anesthesia in patients undergoing Breast Surgery : A prospective randomized study	Sumita Mohanty, Asso. Prof., Dept. Anesthesiology	21.10.2017
30	To study inclusion of perigastric arcade along with infragastric omentectomy in EOC affecting patient's outcome in Eastern India – a prospective study	Dr. Manoranjan Mahapatra, Asst. Prof., Gynaecological Oncology	21.10.2017



HBCR - POCSS

Dr. D. K. Agarwalla - Principal Investigator
Assoc. Professor
Dr. P. C. Pathy - Co-Principal Investigator
Professor
Dr. J. Mohapatra - Faculty-in-charge
Asst. Professor
Dr. S. K. Samantara - Faculty-in-charge
Asst. Professor

The broad and overall objectives of a Hospital Based Cancer Registry vis-à-vis the present HBCR-POCSS are outlined below :

1. Assess Patient Care;
2. Participate in Clinical Research to Evaluate Therapy;
3. Provide an idea of the patterns of cancer in the area;
4. Help plan hospital facilities;
5. Contribute to active follow-up of the cancer patient;
6. Describe length and quality of survival in relation to anatomical site, clinical stage and aspects of types of treatment;
7. Contribute to the Population Based Cancer Registries (PBCRs) in the given area;
8. Undertake epidemiological research through short-term case control studies;
9. Show time trends in proportion of early to late stages at the time of diagnosis;
10. Help assess quality of hospital care and cancer services in covered area.

Staff

One Research Scientist-Medical (Temporary)
Three Social Worker (Outsourcing)
Two Data Entry Operator (Outsourcing)

Data Entered : 7735 HBCR-POCSS forms

Activity

- Two days training for the staff working under the above project were attended by the Research Scientist and three Social workers on 24th-25th July 2017 & 21st - 22nd March 2018 at NCDIR, Bengaluru

NATIONAL CANCER GRID

The NCG was created to form a union of cancer centres in the country which could provide uniform and high standards of cancer care, follow uniform evidence based guidelines for management of patients, develop human resource adequately trained to fulfill the cancer healthcare needs of the entire nation and conduct collaborative clinical research of a high standard.

The union would ensure provision of same quality of care to patients from any part of the country, without having to travel long distances and regardless of their ability to pay for treatment achieved by following the same evidence-based management guidelines, which are implementable in all cancer centres.

Aims and Objectives

1. Evolve and implement uniform standard of cancer care across India
2. Offer the state of art services for those afflicted by cancer.
3. Create Human Resources to tackle the rising need of cancer care.
4. Gauge the magnitude trend and type of national cancer problem through registry and run appropriate epidemiological intervention studies to prevent cancer.
5. Direct cancer research in clinic and laboratory to offer cost effective solution to cancer in India.

Activity

- The centre has been connected through high speed Internet connectivity as a part of NCG network
- The seventh annual meeting on 20th and 21st May 2017 at the Tata Memorial Centre, Mumbai was attended by Dr. Dillip Kumar Agarwalla.

□ □ □



GALLERY



Dr. Lalatendu Sarangi
Director



Prof. Niranjan Rout
Dean & Principal



Prof. Padmalaya Devi
Superintendent



Dr. R. N. Dash
Administrative Officer



Sri Biswamohan Mishra
Accounts Officer



Dr. J. C. Mohanty
Sr. Hospital Manager



Dr. Satyabrata Sahoo
Store Medical Officer



Prof. Rekha Das
Anaesthesiology



Dr. Sumita Mohanty
Anaesthesiology



Dr. R. K. Das
Anaesthesiology



Dr. Janaki Janka
Anaesthesiology



Dr. Sunita Mishra
Anaesthesiology



Dr. Aratiprava Sahoo
Anaesthesiology



Dr. Prajnyananda Dash
Anaesthesiology



Dr. Shyamsurat Sahoo
Anaesthesiology



Prof. Sushil Ku. Giri
Gynaecologic Oncology



Dr. Jita Parija
Gynaecologic Oncology



Dr. B. L. Nayak
Gynaecologic Oncology



Dr. J. J. Mohapatra
Gynaecologic Oncology



Dr. Manoranjan Mohapatra
Gynaecologic Oncology



Dr. Ashok K. Padhi
Gynaecologic Oncology



Dr. S. Pattnaik
Gynaecologic Oncology



Dr. Deepika Dash
Gynaecologic Oncology



Dr. Rohini
Gynaecologic Oncology



Dr. N. Vasundhara
Gynaecologic Oncology



Prof. Pramod Ch. Pathy
Head & Neck Oncology



Dr. Sanjay Ku. Panda
Head & Neck Oncology



Dr. Paresh Ku. Behera
Head & Neck Oncology



Dr. Ashutosh Hota
Head & Neck Oncology



Dr. Sanjeev Mishra
Head & Neck Oncology



Dr. P. K. Bala
Head & Neck Oncology



Dr. Diptirani Samanta
Medical Oncology



Dr. Prasanta Ku. Parida
Medical Oncology



Dr. Lalmohan Soy
Medical Oncology



Dr. Biswajeet Kar
Medical Oncology



Dr. S. N. Mishra
Medical Oncology



Prof. Pradeep K. Hota
Medical Physics



Dr. R. K. Meher
Medical Physics



Dr. H. S. Bhuan
Medical Physics



Dr. P. K. Moharana
Medical Physics



Dr. Itishree Priyadarsini
Medical Physics



Dr. D. K. Agarwalla
Associate Professor



Prof. S. Samantaray
Pathology



Dr. S. Panda
Pathology



Dr. K. Besra
Pathology



Dr. Bagmi Mishra
Pathology



Dr. S. K. Hota
Pathology



Dr. Aripa Pandia
Pathology



Dr. S. K. Mohapatra
Radiodiagnosis



Prof. S. N. Senapati
Radiation Oncology



Prof. Niharika Panda
Radiation Oncology



Dr. Sanjukta Padhi
Radiation Oncology



Dr. Lucy Pattnaik
Radiation Oncology



Dr. Manoj Ku. Behera
Radiation Oncology



Dr. Deepak Ku. Patra
Radiation Oncology



Dr. Tanushree Mishra
Radiation Oncology



Dr. Lincon Pujari
Radiation Oncology



Dr. Papuji Meher
Radiation Oncology



Prof. P. K. Das
Surgical Oncology



Dr. S. Mohanty
Surgical Oncology



Dr. Kunal Goutam
Surgical Oncology



Dr. S. K. Samantara
Surgical Oncology



Dr. B. B. Satapathy
Surgical Oncology



Dr. M. Khadia
Surgical Oncology



Dr. Kalyan Pandey
Surgical Oncology



Dr. Nilesh Patil
Surgical Oncology



Dr. Devasish Acharya
I/c P & P Care



Dr. Namrata Panda
Asst. Dental Surgeon



Release of conference book of
International FOGSI Gynaec. Onco. Conf. BBSR



Dr. D. R. Samanta in panel discussion on Ultra High Risk GTN
at International FOGSI Gynaec. Onco. Conf. BBSR



Dr Sonz Paul got 1st prize in YGOG paper presentation
at bhubaneswar



Dr.N.Panda chairing a session at International
FOGSI Gynaec. Onco. Conf. BBSR



Organizing team :
International FOGSI Gynec. Onco. Conf. BBSR



Dr. S. Padhi chairing a session on Reirradiation
at Vishakapatnam



Dr. D. R. Samanta as faculty for RCC Perceptorship Hyderabad Cancer Foundation



Dr. D. R. Samanta as faculty at 37th ICON on Breast Cancer



Dr. S. Mohanty at IAPC Certificate Course, AIIMS, BBSR



Cancer screening camp organised by Gyaneac Oncology Dept. in association with AAI at Saliasahi, BBSR



Dr. S. Hota had participated in the camps at Goshala and High Court Bar Association, Cuttack



Dr. K. Besra and Dr. B. Mishra attended a training course in Molecular Diagnostics at TMH, Mumbai



Prof. P. K. Hota inspected Shree Darvantary College of PGBM and Sarvajanik College of Engineering & Technology at Surat as an expert member of AICTE



Prof. P. Devi as speaker in Symposium on Breast Conserving Surgery at IASO MIDTERM ONCOCON at Madurai



Prof. P. K. Das as moderator in a panel discussion on Carcinoma Rectum at IASO MIDTERM ONCOCON at Madurai



Prof. S. N. Senapati at Best of Astro



Prof. P. Devi attended Midterm Conference IASO at Chandigarh from 12th to 14th May 2017



Dr P. K. Das attended midterm conference IASO at Chandigarh, 12th to 14th May 2017



Dr. Sagarika Samantaray delivered a talk on in the 26th National Conf. of the Indian Asso. of Oral & Maxillofacial Pathologists.



Prof. S. K. Giri at Indian Cancer Congress, Bangalore on 11th & 12th Nov 2018



Prof. S. N. Senapati chairing the Rangji Prasad Oration at ICRO- INDIAN CANCER CONGRESS, 2017



Prof S. K. Giri delivered Keynote address at AGOICON , TMH, Mumbai



Prof. S. N. Senapati as faculty in 26th Indian College of Radiation Oncology teaching course at JIPMER, Puducherry



Dr. D. Acharya performed Medical Emergency Services from 14th to 16th April, 2017 in Prime Minister / VVIP services



LIST OF EQUIPMENT OF AHRCC, CUTTACK COSTING MORE THAN 1 LAKH AS ON 31.03.2018

Sl. No.	Name of Equipment	Dept.	Qty	Dt. of Purchase	Unit Price
1	Fluorescence Microscope	Pathology	1	03.02.1984	¥ 3221.200 Rs.154568.00
2	Semi Auto Analyzer	Pathology	1	08.12.2006	Rs.163800.00
3	Cell Counter	Pathology	1	11.11.2013	Rs.1416381.00
4	Automatic Tissue Prossesor	Pathology	1	24.12.2014	Rs.615000.00
5	Rotary Microtome	Pathology	1	31.07.2015	Supplied by OSMCL
6	BOD Incubator	Pathology	1	13.02.2018	Rs.100300.00
7	Suction Irrigation Pump	O.T	1	24.06.2014	Rs.557099.61
8	OT Light Stand Model	O.T	2	24.08.2013	Rs.596952.38
9	OT Light Ceiling LED	O.T	2	24.08.2013	Rs.790380.95
10	OT Table	O.T	3	15.07.2013	Rs.296152.38
11	Micro Laryngical Forceps	O.T	1	15.07.2013	Rs.107377.00
12	Surgical Diathermy MEMB	O.T	2	22.06.2013	Rs.388571.00
13	Ultra Scission Scalpel	O.T	1	20.08.2013	Rs.1270197.00
14	Electrical Saw with Accessories	O.T	1	03.03.2014	Rs.1423137.00
15	Laparoscopy Surgery & Hysteroscopy Set	O.T	1	24.05.2014	Rs.5381654.06
16	Surgical Diathermy Electro Cautry	O.T	2	08.10.2013	Rs.388571.04
17	Vessel Sealing Unit	O.T	1	12.07.2013	Rs.1131714.48
18	Set of Micro Laryringel Forcep	O.T	1	15.07.2013	Rs.107377.36
19	Laparoscopic Surgery	O.T	1	03.06.2014	Rs.5381654.06
20	Small Instrument	O.T	1	15.07.2013	Rs.579822.94
21	Central Sterilizer	O.T	1	09.05.2014	Rs.2180000.00



Sl. No.	Name of Equipment	Dept.	Qty	Dt. of Purchase	Unit Price
22	Microprocessor Controlled SSD	Medical Physics	1	07.11.1997	DM 34418 Rs.721745.46
23	T.P.S 3D	Medical Physics	1	18.12.1997	Rs.5768400.00
24	Gastroscope	Surgical Oncology	1	06.05.2002	¥ 1706257, Rs.641936.54
25	TH 780C Tele Cobalt	Radio Therapy	1	01.03.1997	S 524860, Rs.12474772.00
26	HDR Brachy therapy GM+	Radio Therapy	1	20.04.2001	DM250600, Rs.5884088.00
27	Spiral CT Simulator	Radio Therapy	1	19.05.2015	Rs.58623099.00
28	High Energy LINAC	Radio Therapy	1	21.12.2015	Rs.182294361.00
29	Low Energy LINAC	Radio Therapy	1	02.12.2015	Rs.55724000.00
30	Bhabhatron – II Co-60 Unit	Radio Therapy	1	02.03.2010	Rs.1022756.00
31	Gammexlaser System	Radio Therapy	1	10.08.2008	Rs.367000.00
32	Brachytherapy Dosimetry System	Radio Therapy	1	14.11.2017	Rs.1136800.00
33	C -arm	Radio Therapy	1	10.05.2018	Rs.1621887.20
34	Digital Video Colposcope	OPD	1	04.01.2014	Rs.255000.00
35	Boyles Apparatus	Anesthesiology	1	28.06.2006	Rs.744900.00
36	Pulse Oxymeter	Anesthesiology	1	07.10.2006	Rs.337000.00
37	ECG Monitor	Anesthesiology	1	09.10.2006	Rs.346000.00
38	Ventilator	Anesthesiology	1	07.01.2013	Rs.135000.00
39	Multi-Para Monitor	Anesthesiology	1	14.01.2014	Rs.229000.00
40	Anaesthesia Machine with Vaporiser	Anesthesiology	3	15.01.2014	Rs.1235520.00
41	Intubation Adult Bronscope	Anesthesiology	1	25.01.2017	Rs.1585110.00
42	High End Digital Color Doppler	Radio Diagnosis	1	12.11.2013	Rs.1514240.00



Sl. No.	Name of Equipment	Dept.	Qty	Dt. of Purchase	Unit Price
43	Digital 1000 MA X-ray Machine	Radio Diagnosis	1	13.01.2017	Rs.6108737.00
44	Monitors	Day Care Unit	10	21.01.2012	Rs.105600.00
45	Multi Para Monitor	I.C.U	1	15.01.2014	Rs.240450.00
46	Ventilator	I.C.U	3	03.09.2014	Rs.1463319.52
47	Monitor	I.C.U	11	24.09.2014	Rs.818160.00
48	Blood Gas Analyzer	I.C.U	11	11.04.2014	Rs.345450.00
49	Fully Motorized ICU Bed	I.C.U	2	18.04.2014	Rs.174562.00
50	Crash Cart	I.C.U	11	18.04.2014	Rs.28906.50
51	Patient Warming Device	I.C.U	11	02.09.2014	Rs.177450.00
52	Fiber Optic Bronchoscope	I.C.U	2	05.08.2014	Rs.892500.00
53	Non-Invasive Bipap	I.C.U	1	02.08.2014	Rs.147000.00
54	ECG Machine – 12 Channel	I.C.U	3	14.03.2014	Rs.126000.00
55	Central Station	I.C.U	1	10.07.2015	Rs.519800.00
56	ETO Sterilizer I Cartridge	I.C.U	1	22.04.2016	Rs.1040000.00
57	Transport Ventilator	I.C.U	1	19.11.2016	Rs.573000.00
58	Gas Pipeline System	I.C.U	1	03.03.2017	Rs.3211110.00
59	Pneumatic Compressor Device	I.C.U	5	30.06.2017	Rs.158000.00
60	Defibrillator	I.C.U	3	02.06.2017	Rs.235000.00
61	Air Purifier System	I.C.U	3	23.06.2017	Rs.141500.00

□□□



AUDITED STATEMENT

1F, 1st Floor, Swastik Centre, Mission Road
Buxi Bazar, Cuttack, Odisha-753 001
Telefax : 0671-2306064, Mob. : 9437315570
e-mail : casanjaykumarpatnaik@yahoo.co.in



SANJAY PATNAIK & ASSOCIATES

Chartered Accountants

AUDITOR'S REPORT

To
The Director,
ACHARYA HARIHAR REGIONAL CENTRE FOR
CANCER RESEARCH & TREATMENT SOCIETY,
CUTTACK - 753007

1. We have examined the attached Balance Sheet of "Acharya Harihar Regional Centre for Cancer Research & Treatment Society, Cuttack, Odisha" as at 31st March 2018 and also the annexed Income & Expenditure Account and Receipts & Payments Account for the year ending on that date. These financial statements are the responsibility of the management. Our responsibility is to express opinion on these financial statements based on our audit.
2. We have conducted the audit in accordance with auditing standards generally accepted in India. These Standards require that we plan and perform the audit to obtain reasonable assurance about whether the financial statements are free of material misstatement. An audit includes examining, on a test basis, evidence in supporting the amounts and disclosures in the financial statements. An audit also includes assessing the accounting principles used significant estimates made by management, as well as evaluating the overall financial statement presentation. We believe that our audit provides a reasonable basis for our opinion.
3. We further report that :
 - (I) We have obtained all the information and explanation, which to the best of our knowledge and belief were necessary for the purposes of the audit.
 - (II) The Balance Sheet and Income & Expenditure account dealt with by the report are in agreement with the books of account.
 - (III) In our opinion and to the best of our information and according to information given to us, the said accounts give a true and fair view:
 - a) In the case of the Balance Sheet, of the state of affairs of the above named society as at 31st March, 2018 and
 - b) In the case of the Income & Expenditure Account, of the excess of income over expenditure for its accounting ending on 31st March, 2018.

Place : Cuttack
Dated: 25.06.2018

For Sanjay Patnaik & Associates
Chartered Accountants

(Sanjay Kumar Patnaik)
M. Com, F. C. A

Chartered Accountants
M.No.058243



ACHARYA HARIHARA REGIONAL CENTRE FOR CANCER RESEARCH & TREATMENT SOCIETY,
MEDICAL ROAD, MANGALABAG, CUTTACK-753001
BALANCE SHEET AS AT 31ST MARCH 2018

LIABILITIES	AMOUNT		ASSETS	AMOUNT	
	Rs.	P		Rs.	P
CAPITAL ACCOUNT:			FIXED ASSETS :		
(As per Schedule - A enclosed)	1,61,38,03,069.35		(As per Schedule - E enclosed)	1,10,97,14,664.39	
REVENUE DEPOSITS					
(As per Schedule - B enclosed)	22,840.10		LOANS, ADVANCES, DEPOSITS & OTHER		
SECURITY DEPOSITS			ASSETS:		
(As per Schedule - C enclosed)	17,16,346.25		(As per Schedule - F enclosed)	12,24,16,015.00	
CURRENT LIABILITIES:			CASH & BANK BALANCES		
(As per Schedule - D enclosed)	3,00,87,432.95		(As per Schedule - G enclosed)	41,34,99,009.26	
TOTAL	1,64,56,29,688.65		TOTAL	1,64,56,29,688.65	

CONSOLIDATED INCOME & EXPENDITURE ACCOUNT FOR THE YEAR ENDED 31ST MARCH 2018

PARTICULARS	AMOUNT		PARTICULARS	AMOUNT	
	Rs.	P		Rs.	P
To Excess of Expenditure Over Income			BY Excess of Income Over Expenditure		
From Central Govt. A/c	-		From Revenue A/c	2,19,25,963.33	
From State Govt. A/c	-		From Central Govt. A/c	89,219.00	
From RAN A/c	-		From State Govt. A/c	2,89,22,159.00	
From Ethics Committee	-		From RAN A/c	13,634.00	
From Revenue A/c	-		From Ethics Committee	27,309.00	
From R T I	601.20		From R T I	-	
From RSBY	-		From RSBY	15,65,598.00	
From BKKY	-		From BKKY	2,50,64,968.00	
From Mahaprayam	-		From Mahaprayam	56,31,548.00	
From LC/OHSP/ICU/NHM	-		From LC/OHSP/ICU/NHM	34,36,559.00	
H B C R Account	-		H B C R Account	1,97,822.00	
From DST RESEARCH GRANT	-		From DST RESEARCH GRANT	84,062.00	
From SCI Fund A/c	-		From SCI Fund A/c	62,01,56,126.10	
From Improvement Fund A/c	-	601.20	From Improvement Fund A/c	41,327.00	70,71,56,294.43
To Excess of Income Over Expenditure transferred to Capital Fund		70,71,55,693.23	To Excess of Expenditure Over Income transferred to Capital Fund		
TOTAL		70,71,56,294.43	TOTAL		70,71,56,294.43



25 JUN 2018



ACHARYA HARIHARA REGIONAL CENTRE FOR CANCER RESEARCH & TREATMENT SOCIETY,
MEDICAL ROAD, MANGALABAG, CUTTACK-753001

Schedule on balance Sheet as on 31st March 2018

SCHEDULE NO.	PARTICULARS	AMOUNT Rs. P.	AMOUNT Rs. P.	AMOUNT Rs. P.
A	<u>CAPITAL ACCOUNT:</u>			
	Balance b/f		92,44,40,714.02	
	Less : <u>FUND REFUND</u>			
	Fund Refund to OHSP	52,33,949.00		
	Fund Refund To Central Govt	1,26,62,848.00	1,78,96,797.00	
			90,65,43,917.02	
	Add Excess cash balance of revenue a/c as on 31.03.2004	3,459.10		
	Add Donation (personal donate fd prv.yr)	1,00,000.00	1,03,459.10	90,66,47,376.12
	Add: Excess of Expenditure over Income transferred from Consolidated Account			70,71,55,693.23
	TOTAL			1,61,38,03,069.35
B	<u>REVENUE DEPOSITS</u>			
	Balance B/f			22,840.10
	TOTAL			22,840.10
C	<u>SECURITY DEPOSITS</u>			
	<u>Revenue Account :</u>			
	Balance b/f		1,91,155.25	
	Add: During the year		15,22,981.00	17,14,136.25
	<u>Painn & Palliative Care unit a/c</u>			
	Balance during the year			610.00
	<u>State Govt. Account :</u>			
	EMD (Security Deposit) B/F			1,600.00
	TOTAL			17,16,346.25
D	<u>CURRENT LIABILITIES & PROVISIONS</u>			
	<u>CENTRAL GOVT A/C</u>			
	Instrument & Equipments: b/f			
	Gamma Camera		4,40,000.00	
	ELISA Reader		43,983.00	
	HDR Brachy therapy with Turnkey		41,52,916.00	46,36,899.00
	<u>CMRF & PMRF ACCOUNT</u>			
	<u>Balance b/f</u>		1,06,67,717.95	
	ADD: Interest Received		3,13,913.00	
			1,08,81,630.95	
	Less: Fund Trans. Govt		30,000.00	1,09,51,630.95
	<u>COLLECTOR RELIF ACCOUNT</u>			
	<u>Balance b/f</u>		14,69,456.00	
	ADD: Interest Received		58,236.00	15,27,692.00
	<u>Revenue Account:</u>			
	REVUNE Account NRAM Payable		41.00	
	TDS Payable (Security Service)		9,929.00	
	Fund Trans. From OSTF a/c B/f		31,73,360.00	31,83,330.00
	<u>STATE ACCOUNT</u>			
	TDS Payable(Cleanness)			6,900.00
	<u>HBCR ACCOUNT</u>			
	TDS Payable (Main power Pupplier)		1,043.00	
	TDS Payable (Remuneration)		500.00	1,543.00
	<u>SCI FUND ACCOUNT</u>			
	<u>PAYABLE TO ROSALINA INSTRUMENTS</u>			1,01,500.00
	<u>OSTF ACCOUNT</u>			
	Balance b/f		42,19,069.00	
	ADD: Funds Receipts d/yr.		3,01,36,214.00	
	Interest Received		12,30,365.00	
			3,55,85,648.00	
	Less: Funds Disbursed d/yr.		2,27,34,350.00	
	Trans. To Revenue a/c 2016-2017		31,73,360.00	96,77,938.00
	TOTAL			3,00,87,432.95



25 JUN 2018



ACHARYA HARIHARA REGIONAL CENTRE FOR CANCER RESEARCH & TREATMENT SOCIETY,
MEDICAL ROAD, MANGALABAG, CUTTACK-753001
Schedule on balance Sheet as on 31st March 2018

SCHEDULE NO.	PARTICULARS	AMOUNT Rs. P.	AMOUNT Rs. P.
E	FIXED ASSETS:		
	<u>Revenue Account</u>		
	Instrument & Equipment b/f	1,33,69,632.79	
	Add : During the year	31,67,136.09	1,65,26,768.70
	<u>Furniture & Fixtures b/f</u>	8,37,366.99	
	Add : during the year	3,68,872.00	12,06,178.50
	<u>Books & Periodicals b/f</u>	14,547.00	
	Add : during the year	64,647.00	79,594.00
	Bicycle	1,325.00	
	Ceiling Fan	6,277.00	
	EPABX	6,750.00	
	Fax Machine	14,000.00	
	Office Car	3,50,637.70	
	Refrigerator	8,880.00	4,97,383.70
	<u>STATE ACCOUNT</u>		
	Instrument & Equipment b/f	5,96,19,459.00	
	Add : During the year	77,69,349.00	6,73,78,808.00
	New Building b/f		6,06,00,000.00
	Installation of Airconditioner b/f		4,02,47,208.00
	Books & Periodicals		2,66,988.00
	<u>Furniture & Fixture b/f</u>	4,15,954.00	
	Add : During the year	72,740.00	4,88,694.00
	<u>Central Govt. Account</u>		
	Instrument & Equipment b/f		11,92,88,524.09
	<u>ETHICS COMMITTEE</u>		
	Furniture & Fixture	48,918.00	
	Instrument & Equipment b/f	1,28,400.00	1,77,318.00
	<u>Pain & Palliative Care Unit a/c</u>		
	INSTRUMENT & EQUIPMENT b/f	4,37,835.00	
	Computer b/f	47,280.00	
	Furniture & Fixtures (Wooden Bed) b/f	47,894.00	5,35,028.00
	<u>BKKY Fund Account</u>		
	COMPUTER		80,519.00
	<u>SCI Fund Account</u>		
	Computer	78,677.00	
	Construction LINAC Building	14,95,00,000.00	
	Furniture	3,80,679.00	
	Instrument & Equipment	21,61,80,000.00	
	Office Equipments	19,380.00	36,60,78,736.00
	<u>LCIOHSP/ICU/NHM Account</u>		
	PAID TO HILL (LINAC HOUSE)	29,12,65,645.00	
	<u>INSTRUMENT & EQUIPMENT b/f</u>	15,33,69,925.00	
	Add : During the year	23,18,439.00	15,57,08,364.00
	TOTAL		1,10,97,14,664.29
F	LOANS, ADVANCES, DEPOSITS & OTHER ASSETS		
	<u>ADVANCES</u>		
	<u>REVENUE ACCOUNT</u>		
	Advance to Day Care & OTHERS b/f	11,992.00	
	Advance to Staff	29,000.00	31,992.00
	<u>STATE GOVT. ACCOUNT</u>		
	Festival Advances b/f	8,98,500.00	
	Add: Adv. Paid to staff dtyr.	17,10,000.00	
		25,18,500.00	
	Less: Advance recovery from salary dtyr;	13,96,000.00	6,22,500.00
	Advance to R & B Dept. (Lift Installation)		37,54,669.00
	<u>DEPOSITS:</u>		
	<u>SECURITY DEPOSIT CECU DEPT</u>		
	Revenue Account	5,10,617.00	
	State Account	5,49,195.00	
	Add: security dep (cesu) dtyr.	8,802.00	5,57,997.00
	<u>TDS DEDUCTED ON FIXED DEPOSIT</u>		
	Revenue Account	11,665.00	
	State Account	86,582.00	
	Central Govt Account	47,672.00	
	Pain & Palliative Care Account	1,180.00	
	NCCP Account	1,660.00	1,49,559.00
	<u>FIXED DEPOSIT (Annexure enclosed)</u>		
	Revenue Account b/f	11,88,381.00	
	Add: FD dtyr	3,53,02,000.00	3,61,88,381.00
	Improvement Account		6,30,000.00
	SCI Fund Account		5,00,00,000.00
	BKKY Account		3,00,00,000.00
	TOTAL		12,24,18,815.00



25 JUN 2018



**ACHARYA HARIHARA REGIONAL CENTRE FOR CANCER RESEARCH & TREATMENT SOCIETY,
MEDICAL ROAD, MANGALABAG, CUTTACK-753001**

Schedule on balance Sheet as on 31st March 2018

SCHEDULE NO.	PARTICULARS	AMOUNT Rs. P.
G	<u>CLOSING CASH AND BANK BALANCES</u>	
	<u>CASH IN HAND</u>	
	Revenue Account	46,785.00
	<u>CASH AT BANK</u>	
	<u>Revenue Account</u>	
	SBI Current a/c No. 10145481297/ ANDHRA BANK A/C NO.15346 and ICICI Bank a/c no. 243501000170	5,30,08,156.68
	(Bank reconciliation enclosed)	
	Sweep a/c Andhra Bank a/c no. 15346	(1,93,920.20)
	Sweep SBI A/c no. 10145481297	(2,59,057.97)
		<u>(4,52,978.17)</u>
		5,25,53,178.51
	<u>Central Govt. Account</u>	
	SBI SB a/c no. 10032180491	24,60,967.58
	<u>State Govt. Account</u>	
	SBI A/C NO. 10145480022	8,51,65,409.13
	(Bank reconciliation enclosed)	
	SWEEP A/C SBI NO. 10145480022 B/F	55,62,843.00
	SWEEP A/C SBI NO. 31609218145 B/F	76,95,000.00
		<u>1,32,57,843.00</u>
		9,84,23,252.13
	<u>CMRF, PMRF and Collector Relief Fund Account</u>	
	SBI A/c. No10145483374, SCBMCC Br. Cuttack (CMRF & PMRF)	88,34,497.95
	SBI A/c No30319523392, SCBMCC Br. Cuttack, Collector Relief Fund	15,27,692.00
	(Bank reconciliation enclosed)	
	<u>RAN Account</u>	
	SBI S/B Account 30961427436 S.C.B BRANCH, MANGALABAG	3,79,668.00
	<u>ETHICS Committee Account</u>	
	Andhra Bank A/C NO.084110100016558 MANGALABAG	7,84,553.30
	<u>RTI Account</u>	
	SBI A/C NO. 32292695705	103.80
	<u>LC/OHSP/ICU/NHM Account</u>	
	ANDHRA BANK A/C 084110100022407	27,76,360.87
	<u>BKKY Account</u>	
	ANDHRA BANK A/C 084110100022805	2,12,08,390.00
	(Bank reconciliation statement enclosed)	
	<u>RSBY Account</u>	
	SBI S/B A/C NO.32476244303	38,30,789.00
	<u>MAHAPRAYAN Account</u>	
	SBI S/B A/C NO.306052595193	56,85,405.00
	<u>DST ACCOUNT</u>	
	Andhra abnk 084110100030080	3,42,025.00
	<u>HBCR Account</u>	
	Andhra abnk A/C NO. 0841101100023275	6,82,880.00
	(Bank reconciliation statement enclosed)	
	<u>IMPROVEMENT FUND Account</u>	
	Andhra Bank S/B a/c no.084110011007585	3,05,633.02
	<u>OSTF Account</u>	
	SBI S/B A/c. No.32181488649	96,77,938.00
	<u>SCI Fund Account</u>	
	SBI SB A/C NO. 36454740907	20,41,78,890.10
	TOTAL	<u>41,34,99,009.28</u>



25 JUN 2018



ACHARYA HARIHARA REGIONAL CENTRE FOR CANCER RESEARCH & TREATMENT SOCIETY

MEDICAL ROAD, MANGALABAG, CUTTACK-753001

STATE GOVT. ACCOUNT


RECEIPTS & PAYMENT ACCOUNT FOR THE YEAR ENDED 31ST MARCH 2018

RECEIPTS	AMOUNT		*	PAYMENTS	AMOUNT	
	Rs.	P			Rs.	P
To OPENING BALANCES :						
Cash in hand		9,651.00		By Annual Maintenance	9,23,964.00	
Cash at Bank				By Audit fees	2,60,000.00	
SBI A/C NO. 10145480022		6,32,30,231.13		By Bio Medical Waste Management	10,78,314.00	
SCB, Medical College, Campus Br.				By Electricity Charges	1,21,92,957.00	
				By Diets Expenses	65,40,063.00	
				By Stipend to MCH Students	1,79,288.00	
				By Bank charges	649.00	
SWEEP A/C SBI NO. 10145480022	55,62,843.00			By EPF Paid		
SWEEP A/C SBI NO. 31609218145	76,95,000.00	1,32,57,843.00		Employee Shares Rs. 1,33,69,180.00		
				Employers Shares Rs. 2,44,44,843.00		
				Administrative Charges Rs. 13,10,603.00	3,91,24,626.00	
				By Cleaness (outsourse Paritosah)	53,36,952.00	
				By Man Power Supply (outsourcing)	71,44,918.00	
				By Liveries(Uniform Allowances)	4,23,000.00	
				By Medicine Expenses	25,06,686.00	
				By Office Contingency	64,700.00	
				By Salary & Arrear to Staff	11,47,33,743.00	
				By T. A.	1,99,229.00	
				By Telephone Expenses	2,29,999.00	
				By Water Tax & Charges	1,35,364.00	
				By Dhobi (washing exps.)	7,42,431.00	
				By Source Replacement Expenses	71,56,398.00	
				By Fuel Expenses	1,89,852.00	
				By Out Sourcing Vehicle Expenses	2,47,650.00	
				By Repair & Maintenance	58,520.00	19,94,67,303.00
				By FIXED ASSETS		
				Instrument & Equipment	77,30,092.00	
				Furniture	72,740.00	
				Becks	2,65,988.00	
				Fir Extinguisher	29,257.00	80,99,077.00
				By Festival Advance Paid		17,10,000.00
				By Fund Refund to OHSP Fund		8,92,500.00
				By ELECTRICAL SECURITY DEPOSIT		8,802.00
				By CLOSING BALANCES		
				Cash in hand		
				Cash at Bank		
				SBI A/C NO. 10145480022		
				SCB, Medical College, Campus Br.		8,51,65,409.13
				(Bank reconciliation enclosed)		
				SWEEP A/C SBI NO. 10145480022	55,62,843.00	
				SWEEP A/C SBI NO. 31609218145	75,95,000.00	1,32,57,843.00
TOTAL		30,66,00,934.13	*	TOTAL		30,66,00,934.13

STATE GOVT. ACCOUNT

INCOME & EXPENDITURE ACCOUNT FOR THE YEAR ENDED 31ST MARCH 2018

EXPENDITURE	AMOUNT		*	INCOME	AMOUNT	
	Rs.	P			Rs.	P
To Annual Maintenance	9,23,964.00			By Grant in Aid Recd. from State Govt. of Orissa		21,17,06,677.00
To Audit fees	2,60,000.00					
To Bio Medical Waste Management	10,78,314.00			By Other Fund Received		
To Electricity Charges	1,21,92,957.00			Fund Recd. From source Replacement	74,30,500.00	
To Diets Expenses	65,40,063.00			Received from DHS	20,00,000.00	
To Stipend to MCH Students	1,79,288.00			Received from BMLT	1,95,500.00	
To Bank charges	649.00			Received From OSMCL	70,55,685.00	1,66,89,685.00
To EPF Paid						
Employee Shares Rs. 1,33,69,180.00						
Employers Shares Rs. 2,44,44,843.00						
Administrative Charges Rs. 13,10,603.00	3,91,24,626.00					
To Cleaness (outsourse Paritosah)	53,36,952.00					
To Man Power Supply (outsourcing)	71,44,918.00					
To Liveries(Uniform Allowances)	4,23,000.00					
To Medicine Expenses	25,06,686.00					
To Office Contingency	64,700.00					
To Salary & Arrear to Staff	11,47,33,743.00					
To T. A.	1,99,229.00					
To Telephone Expenses	2,29,999.00					
To Water Tax & Charges	1,35,364.00					
To Dhobi (washing exps.)	7,42,431.00					
To Source Replacement Expenses	71,56,398.00					
To Fuel Expenses	1,89,852.00					
To Out Sourcing Vehicle Expenses	2,47,650.00					
To Repair & Maintenance	58,520.00	19,94,74,203.00				
To Excess of Income over Expenditure transferred to Consolidated account		2,89,22,159.00				
TOTAL		22,83,96,362.00	*	TOTAL		22,83,96,362.00



25 JUN 2018



ACHARYA HARIHARA REGIONAL CENTRE FOR CANCER RESEARCH & TREATMENT SOCIETY
MEDICAL ROAD, MANGALABAG, CUTTACK-753001

REVENUE ACCOUNT

RECEIPTS & PAYMENT ACCOUNT FOR THE YEAR ENDED 31ST MARCH 2018

RECEIPTS	AMOUNT Rs. P	AMOUNT Rs. P	PAYMENTS	AMOUNT Rs. P	AMOUNT Rs. P
To OPENING BALANCES :			By Advertisement Exp.	38,793.00	
CLOSING BALANCES			By Amc/Repair & Maint. Exp.	30,12,566.00	
Cash in hand	1,72,105.31		By Bank Charges	48,489.21	
Cash at Bank			By Basundhara Help Service	1,30,350.00	
Sweep a/c Andhra Bank a/c no.15346	(1,93,920.20)		By Bedding & clothing	1,67,705.00	
Sweep SBI A/c no. 10145481297	(2,59,057.97)		By Cable TV Charges	59,153.00	
Andhra Bank a/c no. 084110100015346			By Consumables exp(Surgical & Chemical Items)	44,37,477.00	
ICICI Bank a/c 243501000170 and			By Contracutal Salary to Staff	29,44,767.00	
SBI Current a/c No. 10145481297	5,98,39,689.04	6,95,58,816.18	By EPF Paid		
			Employee Shares Rs. 1,11,943.00		
			Employers Shares Rs. 1,11,943.00		
To Revenue Collection	3,15,26,724.00		Administrative Charges Rs. 11,590.00	2,35,476.00	
Less :Collection Rounded	2,52,205.00	3,12,74,519.00	By Karunashraya Training Prog. Exp.	3,51,793.00	
To Received from Pain & Palliative care		13,766.00	By Maint Power Supply Exp.	1,55,067.00	
To Received from NHM	12,23,532.00		By MCI Newdelhi	4,00,000.00	
Less :Refund to NHM	86,120.00	11,37,412.00	By Medicine Expenses	30,26,633.00	
To Received From NIDAN Fund		8,30,000.00	By Office Contingencies	11,90,179.00	
To Rec. for Investigation & Diagnostics charges		1,05,87,560.00	By OPD/IPD Management System	4,93,804.00	
To Interest Recd. On SWAP Machine Deposit		21,647.54	By Repair & Maint. Exp.	2,29,248.00	
To Interest from Bank		32,72,678.00	By R T Servey Meter Calibration Exp.	23,600.00	
			By Salary to SHM	9,01,358.00	
			By Security Service	63,31,718.00	
			By Stipend to MCH Student	9,98,036.00	
			By TA for IAPCParticipants	11,712.00	2,51,87,924.21
To Secuery Deposit (EMD)		15,22,981.00	By Furniture & Fixture	3,68,872.00	
			By Books	64,647.00	
			By Instrument & Equipment	31,67,136.00	36,00,655.00
			By Fixed Deposit		3,50,00,000.00
			By Advance to Staff		20,000.00
			By State Govt A/c		18,10,837.00
			By CLOSING BALANCES:		
			Cash in hand		46,785.00
			Cash at Bank		
			Sweep a/c Andhra Bank a/c no.15346	(1,93,920.20)	
			Sweep SBI A/c no. 10145481297	(2,59,057.97)	
			Andhra Bank a/c no. 084110100015346		
			ICICI Bank a/c 243501000170 and		
			SBI Current a/c No. 10145481297	5,30,05,156.68	5,25,53,178.51
			(Bank reconciliation enclosed)		
TOTAL		11,82,19,379.72	TOTAL		11,82,19,379.72

REVENUE ACCOUNT

INCOME & EXPENDITURE ACCOUNT FOR THE YEAR ENDED 31ST MARCH 2018

EXPENDITURE	AMOUNT Rs. P	AMOUNT Rs. P	INCOME	AMOUNT Rs. P	AMOUNT Rs. P
To Advertisement Exp.	38,793.00		To Revenue Collection	3,15,26,724.00	
To Amc/Repair & Maint. Exp.	30,12,566.00		Less :Collection Rounded	2,52,205.00	3,12,74,519.00
To Bank Charges	48,489.21		To Received from NHM	12,23,532.00	
To Basundhara Help Service	1,30,350.00		Less :Refund to NHM	86,120.00	11,37,412.00
To Bedding & clothing	1,67,705.00		To Received From NIDAN Fund		8,30,000.00
To Cable TV Charges	59,153.00		To Rec. for Investigation & Diagnostics charges		1,05,87,560.00
To Consumables exp(Surgical & Chemical Items)	44,37,477.00		To Interest Recd. On SWAP Machine Deposit		21,647.54
To Contracutal Salary to Staff	29,44,767.00		To Interest from Bank		32,72,678.00
To EPF Paid					
Employee Shares Rs. 1,11,943.00					
Employers Shares Rs. 1,11,943.00					
Administrative Charges Rs. 11,590.00	2,35,476.00				
To Karunashraya Training Prog. Exp.	3,51,793.00				
To Maint Power Supply Exp.	1,55,067.00				
To MCI Newdelhi	4,00,000.00				
To Medicine Expenses	30,26,633.00				
To Office Contingencies	11,90,179.00				
To OPD/IPD Management System	4,93,804.00				
To Repair & Maint. Exp.	2,29,248.00				
To R T Servey Meter Calibration Exp.	23,600.00				
To Salary to SHM	9,01,358.00				
To Security Service	63,31,718.00				
To Stipend to MCH Student	9,98,036.00				
To TA for IAPCParticipants	11,712.00	2,51,97,853.21			
To Excess of income over Expenditure transferred to Consolidated account		2,19,25,963.33			
TOTAL		4,71,23,816.54			4,71,23,816.54



25 JUN 2018

**ACHARYA HARIHARA REGIONAL CENTRE FOR CANCER RESEARCH & TREATMENT SOCIETY**

MEDICAL ROAD, MANGALABAG, CUTTACK-753001

HBCR FUND A/C**RECEIPTS & PAYMENT ACCOUNT FOR THE YEAR ENDED 31ST MARCH 2018**

RECEIPTS	AMOUNT Rs. P	AMOUNT Rs. P	PAYMENTS	AMOUNT Rs. P	AMOUNT Rs. P
To OPENING BALANCES :			By Main power supplier	6,02,087.00	
Cash in hand			By Remuneration ResarchScientist	6,15,813.00	
Cash at Bank			By T A	10,556.00	
Andhra bank SB A/C NO. 084110100023275		4,83,515.00	By Telephone Expenses	8,918.00	12,37,374.00
To Grant Recd. From NCDIR Bangalore		14,07,167.00			
To Interest Recd. From Bank		29,572.00	By CLOSING BALANCES :		
			Cash in hand		
			Cash at Bank		
			Andhra bank SB A/C NO. 084110100023275		6,82,880.00
TOTAL		19,20,254.00	TOTAL		19,20,254.00

HBCR FUND A/C**INCOME & EXPENDITURE ACCOUNT FOR THE YEAR ENDED 31ST MARCH 2018**

EXPENDITURE	AMOUNT Rs. P	AMOUNT Rs. P	INCOME	AMOUNT Rs. P	AMOUNT Rs. P
To Main power supplier	6,03,530.00		By Grant Recd. From NCDIR Bangalore		14,07,167.00
To Remuneration ResarchScientist	6,15,813.00		By Interest Recd. From Bank		29,572.00
To T A	10,556.00				
To Telephone Expenses	8,918.00	12,38,917.00			
To Excess of Income over Expenditure transferred to Consolidated account		1,57,822.00			
TOTAL		14,36,739.00	TOTAL		14,36,739.00

IMPROVEMENT FUND A/C**RECEIPTS & PAYMENT ACCOUNT FOR THE YEAR ENDED 31ST MARCH 2018**

RECEIPTS	AMOUNT Rs. P	AMOUNT Rs. P	PAYMENTS	AMOUNT Rs. P	AMOUNT Rs. P
To OPENING BALANCES :			By Bank Charges		59.00
Cash in hand					
Cash at Bank			By Fixed Deposit		6,00,000.00
Andhra Bank S/B a/c no.084110011007585		7,64,306.02	By CLOSING BALANCES :		
To Donation (included FD donate)		1,10,000.00	Cash in hand		
To Interest Recd. From Bank		31,386.00	Cash at Bank		
			Andhra Bank S/B a/c no.084110011007585		3,05,633.02
TOTAL		9,05,692.02	TOTAL		9,05,692.02

IMPROVEMENT FUND A/C**INCOME & EXPENDITURE ACCOUNT FOR THE YEAR ENDED 31ST MARCH 2018**

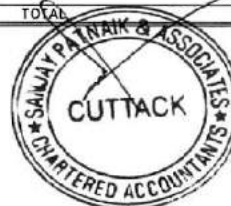
EXPENDITURE	AMOUNT Rs. P	AMOUNT Rs. P	INCOME	AMOUNT Rs. P	AMOUNT Rs. P
To Bank Charges		59.00	By Donation		10,000.00
To Excess of Income over Expenditure transferred to Consolidated account		41,327.00	By Interest Recd. From Bank		31,386.00
TOTAL		41,386.00	TOTAL		41,386.00

S C I A/C**RECEIPTS & PAYMENT ACCOUNT FOR THE YEAR ENDED 31ST MARCH 2018**

RECEIPTS	AMOUNT Rs. P	AMOUNT Rs. P	PAYMENTS	AMOUNT Rs. P	AMOUNT Rs. P
To OPENING BALANCES :			By Bank Charges		300.90
Cash in hand					
Cash at Bank			By Fixed Assets :		
SBI SB A/C NO. 36454740907			Computer	78,677.00	
To Health & W.F Dept. Govt , Orissa		59,71,50,000.00	Construction LINAC Building	14,95,00,000.00	
To Interest Received from bank		2,30,06,427.00	Furniture	3,80,679.00	
			Instrument & Equipment	21,59,98,500.00	
			Office Equipments	19,380.00	36,59,77,236.00
			By Fixed Deposit		5,00,00,000.00
			By CLOSING BALANCES :		
			Cash in hand		
			Cash at Bank		
			SBI SB A/C NO. 36454740907		20,41,78,890.10
TOTAL		62,01,56,427.00	TOTAL		62,01,56,427.00

S C I A/C**INCOME & EXPENDITURE ACCOUNT FOR THE YEAR ENDED 31ST MARCH 2018**

EXPENDITURE	AMOUNT Rs. P	AMOUNT Rs. P	INCOME	AMOUNT Rs. P	AMOUNT Rs. P
To Bank Charges		300.90	By Health & W.F Dept. Govt , Orissa		59,71,50,000.00
To Excess of Income over Expenditure transferred to Consolidated account		62,01,56,126.10	By Interest Received from bank		2,30,06,427.00
TOTAL		62,01,56,427.00	TOTAL		62,01,56,427.00



25 JUN 2018



ACHARYA HARIHARA REGIONAL CENTRE FOR CANCER RESEARCH & TREATMENT SOCIETY

MEDICAL ROAD, MANGALABAG, CUTTACK-753001

PAIN & PALLIATIVE CARE A/C

RECEIPTS & PAYMENT ACCOUNT FOR THE YEAR ENDED 31ST MARCH 2018

RECEIPTS	AMOUNT Rs. P	AMOUNT Rs. P	PAYMENTS	AMOUNT Rs. P	AMOUNT Rs. P
To OPENING BALANCES:			TRANS. TO REVENUE A/C		13,766.00
Cash in hand	13,766.00				
		13,766.00	By CLOSING BALANCES:		
			Cash in hand		
			Advances for Expenses	11,766.00	
				11,766.00	
TOTAL		13,766.00	TOTAL		13,766.00

RTI ACCOUNT

RECEIPTS & PAYMENT ACCOUNT FOR THE YEAR ENDED 31ST MARCH 2018

RECEIPTS	AMOUNT Rs. P	AMOUNT Rs. P	PAYMENTS	AMOUNT Rs. P	AMOUNT Rs. P
To OPENING BALANCES:			By Bank Charges		798.20
Cash in hand	0.00				
Cash at bank			By CLOSING BALANCES:		
SBI A/C NO. 32292695705	705.00	705.00	Cash in hand	8.00	
			Cash at bank		
To Interest from Bank		17.00	SBI A/C NO. 32292695705	103.80	103.80
To IPO Receipt		183.00			
TOTAL		902.00	TOTAL		902.00

RTI ACCOUNT

INCOME & EXPENDITURE ACCOUNT FOR THE YEAR ENDED 31ST MARCH 2018

EXPENDITURE	AMOUNT Rs. P	AMOUNT Rs. P	INCOME	AMOUNT Rs. P	AMOUNT Rs. P
To Bank Charges		798.20	By Interest from Bank		17.00
			By IPO Receipt		183.00
			By Excess of Expenditure Over income transferred to Consolidated account		601.20
TOTAL		798.20	TOTAL		798.20

RSBY ACCOUNT

RECEIPTS & PAYMENT ACCOUNT FOR THE YEAR ENDED 31ST MARCH 2018

RECEIPTS	AMOUNT Rs. P	AMOUNT Rs. P	PAYMENTS	AMOUNT Rs. P	AMOUNT Rs. P
To OPENING BALANCES:			By Diagnostic Expenses	1,86,869.00	
Cash in hand	0.00		By Medicine Expenses	15,99,480.00	17,86,139.00
Cash at bank					
SBI S/B Account 32476244303	20,65,191.00	20,65,191.00			
To New India	6,11,750.00				
To Icici Lombard G	7,38,250.00				
To Ifco Tokio General	14,75,250.00				
To Max Bupa H	1,66,000.00		By CLOSING BALANCES:		
To Medicare TP	2,14,000.00		Cash in hand	0.00	
To HARITA	51,000.00	32,56,250.00	Cash at bank		
To Interest from Bank		95,487.00	SBI S/B Account 32476244303	36,30,789.00	36,30,789.00
TOTAL		54,16,528.00	TOTAL		54,16,528.00

RSBY ACCOUNT

INCOME & EXPENDITURE ACCOUNT FOR THE YEAR ENDED 31ST MARCH 2018

EXPENDITURE	AMOUNT Rs. P	AMOUNT Rs. P	INCOME	AMOUNT Rs. P	AMOUNT Rs. P
To Diagnostic Expenses	1,86,869.00		To New India	6,11,750.00	
To Medicine Expenses	15,99,480.00	17,86,139.00	To Icici Lombard G	7,38,250.00	
			To Ifco Tokio General	14,75,250.00	
			To Max Bupa H	1,66,000.00	
			To Medicare TP	2,14,000.00	
			To HARITA	51,000.00	32,56,250.00
			By Interest from Bank		95,487.00
To Excess of Income over Expenditure transferred to Consolidated account		15,45,598.00			
TOTAL		33,51,737.00	TOTAL		33,51,737.00

LC ACCOUNT

RECEIPTS & PAYMENT ACCOUNT FOR THE YEAR ENDED 31ST MARCH 2018

RECEIPTS	AMOUNT Rs. P	AMOUNT Rs. P	PAYMENTS	AMOUNT Rs. P	AMOUNT Rs. P
To OPENING BALANCES:			By Office Contingent	3,150.00	
Cash in hand	0.00		By Repair & Maintenance	1,321.00	4,471.00
Cash at bank					
Andhra Bank a/c no 084110100022407	39,96,689.87	39,96,689.87	By Refund to OSHP		43,41,443.00
To Interest from Bank		3,84,160.00	By Instrument & Equipments		23,18,439.00
To Interest on FD		7,29,284.00	By CLOSING BALANCES:		
To Fund Received		23,27,586.00	Cash in hand	0.00	
To Fixed Deposit Encashed		20,00,000.00	Cash at bank		
			Andhra Bank a/c no 084110100022407	27,76,360.87	27,76,360.87
TOTAL		94,40,719.87	TOTAL		94,40,719.87

LC ACCOUNT

INCOME & EXPENDITURE ACCOUNT FOR THE YEAR ENDED 31ST MARCH 2018

EXPENDITURE	AMOUNT Rs. P	AMOUNT Rs. P	INCOME	AMOUNT Rs. P	AMOUNT Rs. P
To Office Contingent	3,150.00		By Interest from Bank	3,84,160.00	
To Repair & Maintenance	1,321.00	4,471.00	By Interest on FD	7,29,284.00	11,13,444.00
			By Fund received		23,27,586.00
To Excess of Income over Expenditure transferred to Consolidated account		34,36,559.00			
TOTAL		34,41,030.00	TOTAL		34,41,030.00



25 JUN 2018



ACHARYA HARIHARA REGIONAL CENTRE FOR CANCER RESEARCH & TREATMENT SOCIETY

MEDICAL ROAD, MANGALABAG, CUTTACK-753001

CMRF (COLLECTORS) ACCOUNT

RECEIPTS & PAYMENT ACCOUNT FOR THE YEAR ENDED 31ST MARCH 2018

RECEIPTS	AMOUNT Rs. P	AMOUNT Rs. P	PAYMENTS	AMOUNT Rs. P	AMOUNT Rs. P
To OPENING BALANCES:			By CLOSING BALANCES:		
Cash in hand	0.00		Cash in hand	0.00	
Cash at bank			Cash at bank		
SBI S/B Account 30319523392	14,69,456.00	14,69,456.00	SBI S/B Account 30319523392	15,27,692.00	15,27,692.00
			(Bank reconciliation enclosed)		
To Interest from Bank		58,236.00			
TOTAL		15,27,692.00	TOTAL		15,27,692.00

CMRF ACCOUNT

RECEIPTS & PAYMENT ACCOUNT FOR THE YEAR ENDED 31ST MARCH 2018

RECEIPTS	AMOUNT Rs. P	AMOUNT Rs. P	PAYMENTS	AMOUNT Rs. P	AMOUNT Rs. P
To OPENING BALANCES:			By Fund Refund to Govt		30,000.00
Cash in hand	0.00				
Cash at bank			By CLOSING BALANCES:		
SBI S/B Account 10145483374	85,50,584.95	85,50,584.95	Cash in hand	0.00	
			Cash at bank		
To Interest from Bank		3,13,913.00	SBI S/B Account 10145483374	88,34,497.95	88,34,497.95
			(Bank reconciliation enclosed)		
TOTAL		88,64,497.95	TOTAL		88,64,497.95

BKKY ACCOUNT

RECEIPTS & PAYMENT ACCOUNT FOR THE YEAR ENDED 31ST MARCH 2018

RECEIPTS	AMOUNT Rs. P	AMOUNT Rs. P	PAYMENTS	AMOUNT Rs. P	AMOUNT Rs. P
To OPENING BALANCES:			By Office Contingency	11,470.00	
Cash in hand	0.00		By Bank Charges	65.00	
Cash at bank			By Diagnosis Expenses	6,77,268.00	
Andhra Bank a/c no 084110100022805	2,62,24,341.00	2,62,24,341.00	By Digitalisation of Patient Record	14,26,738.00	
			By Medicine Expenses	1,20,19,864.00	
To Interest from Bank		15,29,130.00	By Internet Expenses	59,044.00	
			By Man Power Supplier Expenses	11,84,005.00	
To Ifco Tokio General	66,25,700.00		By Repair & Maintenance	10,500.00	1,53,88,955.00
To Paramount Health Ser	74,49,653.00				
To Reliance General Insurance	1,85,66,125.00		By Computer & Peripherals		80,919.00
To National Insurance	37,20,737.00		By Fixed Deposit		3,00,00,000.00
To Newindia Assurance	25,62,578.00	3,89,24,793.00	By CLOSING BALANCES:		
			Cash in hand	0.00	
TOTAL		6,66,78,264.00	Cash at bank		
			Andhra Bank a/c no 084110100022805	2,12,08,390.00	2,12,08,390.00
TOTAL			TOTAL		6,66,78,264.00

BKKY ACCOUNT

INCOME & EXPENDITURE ACCOUNT FOR THE YEAR ENDED 31ST MARCH 2018

EXPENDITURE	AMOUNT Rs. P	AMOUNT Rs. P	INCOME	AMOUNT Rs. P	AMOUNT Rs. P
To Office Contingency	11,470.00		By Interest from Bank		15,29,130.00
To Bank Charges	65.00				
To Diagnosis Expenses	6,77,268.00		By Ifco Tokio General	66,25,700.00	
To Digitalisation of Patient Record	14,26,738.00		By Paramount Health Ser	74,49,653.00	
To Medicine Expenses	1,20,19,864.00		By Reliance General Insurance	1,85,66,125.00	
To Internet Expenses	59,044.00		By National Insurance	37,20,737.00	
To Man Power Supplier Expenses	11,84,005.00		By Newindia Assurance	25,62,578.00	3,89,24,793.00
To Repair & Maintenance	10,500.00	1,53,88,955.00			
To Excess of Income over Expenditure transferred to Consolidated account		2,50,64,968.00			
TOTAL		4,04,53,923.00	TOTAL		4,04,53,923.00

MAHAPRAYAN ACCOUNT

RECEIPTS & PAYMENT ACCOUNT FOR THE YEAR ENDED 31ST MARCH 2018

RECEIPTS	AMOUNT Rs. P	AMOUNT Rs. P	PAYMENTS	AMOUNT Rs. P	AMOUNT Rs. P
To OPENING BALANCES:			By Fuel Expenses	44,953.00	
Cash in hand	0.00		By Main Power supplier	14,538.00	
Cash at bank			By Vehicle Insurance	12,500.00	
SBI S/B A/C NO.306052595193	53,857.00	53,857.00	By Vehicle Repair & Maint. Exp.	14,530.00	86,621.00
SCBMCC BRANCH, MANGALABAG					
To Interest from Bank		38,343.00	By CLOSING BALANCES:		
To Mahaprayan Collection		1,48,707.00	Cash in hand	0.00	
To Recd. For Hightech Ambulance		55,21,119.00	Cash at bank		
TOTAL		57,72,025.00	SBI S/B A/C NO.306052595193	56,85,405.00	56,85,405.00
			TOTAL		57,72,025.00



25 JUN 2018



ACHARYA HARIHARA REGIONAL CENTRE FOR CANCER RESEARCH & TREATMENT SOCIETY

MEDICAL ROAD,MANGALABAG,CUTTACK-753001

MAHAPRAYAN ACCOUNT

INCOME & EXPENDITURE ACCOUNT FOR THE YEAR ENDED 31ST MARCH 2018

EXPENDITURE	AMOUNT Rs. P	AMOUNT Rs. P	*	INCOME	AMOUNT Rs. P	AMOUNT Rs. P
To Fuel Expenses	44,953.00		*	By Interest from Bank		38,343.00
To Main Power supplier	14,638.00		*			
To Vehicle Insurance	12,500.00		*	By Mahaprayan Collection		1,58,707.00
To Vehicle Repair & Maint. Exp.	14,530.00	86,621.00	*	By Recd. For Hightach Ambulance		55,21,119.00
			*			
To Excess of Income over Expenditure transferred to Consolidated account		55,31,548.00	*			
TOTAL		57,18,169.00	*	TOTAL		57,18,169.00

RASTRIYA AROGYA NIDHI SCHEME (RAN) ACCOUNT

RECEIPTS & PAYMENT ACCOUNT FOR THE YEAR ENDED 31ST MARCH 2018

RECEIPTS	AMOUNT Rs. P	AMOUNT Rs. P	*	PAYMENTS	AMOUNT Rs. P	AMOUNT Rs. P
TO OPENING BALANCES:			*	By CLOSING BALANCES:		
Cash in hand	0.00		*	Cash in hand	0.00	
Cash at bank			*	Cash at bank		
SBI S/B Account 30961427436	3,66,034.00	3,66,034.00	*	SBI S/B Account 30961427436		
SCBMCC BRANCH,MANGALABAG			*	S.C.B BRANCH ,MANGALABAG	3,79,668.00	3,79,658.00
TO Interest from Bank		13,634.00	*			
TOTAL		3,79,668.00	*	TOTAL		3,79,658.00

RASTRIYA AROGYA NIDHI SCHEME (RAN) ACCOUNT

INCOME & EXPENDITURE ACCOUNT FOR THE YEAR ENDED 31ST MARCH 2018

EXPENDITURE	AMOUNT Rs. P	AMOUNT Rs. P	*	INCOME	AMOUNT Rs. P	AMOUNT Rs. P
			*	By Interest from Bank		13,634.00
			*			
			*	By Net Deficit Trans to consolidated profit & less a/c		
To Excess of Income over Expenditure transferred to Consolidated account		13,634.00	*			
TOTAL		13,634.00	*	TOTAL		13,634.00



25 JUN 2018



Acharya Harihar Regional Cancer Centre
Manglabag, Cuttack-753 007, Odisha.
Tel: 0671-2304 264, Fax: 0671-2304 683,
e-mail: ahrccddirector@gmail.com